

PANORAMA **BAROMETRO**

**IL BAROMETRO**

DATI IN MILIONI DI EURO

**GENNAIO 2021**

**IN ITALIA**

**MAPPA DELLA GESTIONE ITALIANA**

SOCIETÀ	PATRIM. GESTITO	FONDI APERTI	GESTIONI DI PORTAFOGLIO RETAIL	GESTIONI DI PORTAF. ISTITUZIONALI	RACCOLTA NETTA
GRUPPO GENERALI	477.859	98.559	5.594	373.706	10.134,40
EURIZON	269.291	150.636	10.568	108.087	-629,6
ANIMA HOLDING	178.920	72.260	1.430	105.230	-175
POSTE ITALIANE	112.081	2.459	0	109.622	369,9
FIDEURAM	86.454	41.112	33.586	11.756	-110,3
PRAMERICA (1)	64.905	33.685	4.222	26.998	-208,4
GRUPPO MEDIOLANUM	54.822	52.294	295	2.233	74
GRUPPO AZIMUT	41.621	31.965	5.342	4.314	346,5
ARCA	30.537	26.937	0	3.600	157,7
CREDITO EMILIANO	19.229	12.245	6.298	686	1.430,40
ICCREA	9.115	3.203	1.363	4.549	123,1
GRUPPO MEDIOBANCA	8.965	4.507	3.854	604	19,5
SELLA	8.623	2.754	4.012	1.857	55,4
GRUPPO MONTEPASCHI	5.542	0	2.688	2.854	12,7
GRUPPO ERSEL	5.202	3.424	1.778	0	5,7
KAIROS PARTNERS	4.256	2.700	1.556	0	-38,4
GRUPPO BPER BANCA	4.384	352	3.895	137	73,6
GRUPPO BANCO BPM	3.168	0	2.405	763	0,5
ACOMEA	2.615	2.553	49	13	14,8
GRUPPO BANCA INTERMOBILIARE	1.164	787	308	69	-8,3
CONSULTINVEST	1.114	900	197	17	-18,1
BANCA PROFILO	829	52	723	54	-13,2
BANCA FINNAT EURAMERICA	642	253	291	98	14,1
SOPRANO (**)	583	522	61	0	-0,7
GRUPPO CERESIO ITALIA	484	484	0	0	-0,1
FINANZIARIA INTERNAZIONALE (§)	461	36	0	425	0
EUREGIO PLUS	593	275	0	318	-6,3
ZENIT (PFM) (§)	267	160	107	0	-2,4
HEDGE INVEST	161	161	0	0	-2,3
OREFICI	136	136	0	0	-0,5
AGORA	91	71	20	0	0,7
<b>TOTALE</b>	<b>1.394.114</b>	<b>545.482</b>	<b>90.642</b>	<b>757.990</b>	<b>11.619</b>

**MAPPA DELLA GESTIONE INTERNAZIONALE IN ITALIA**

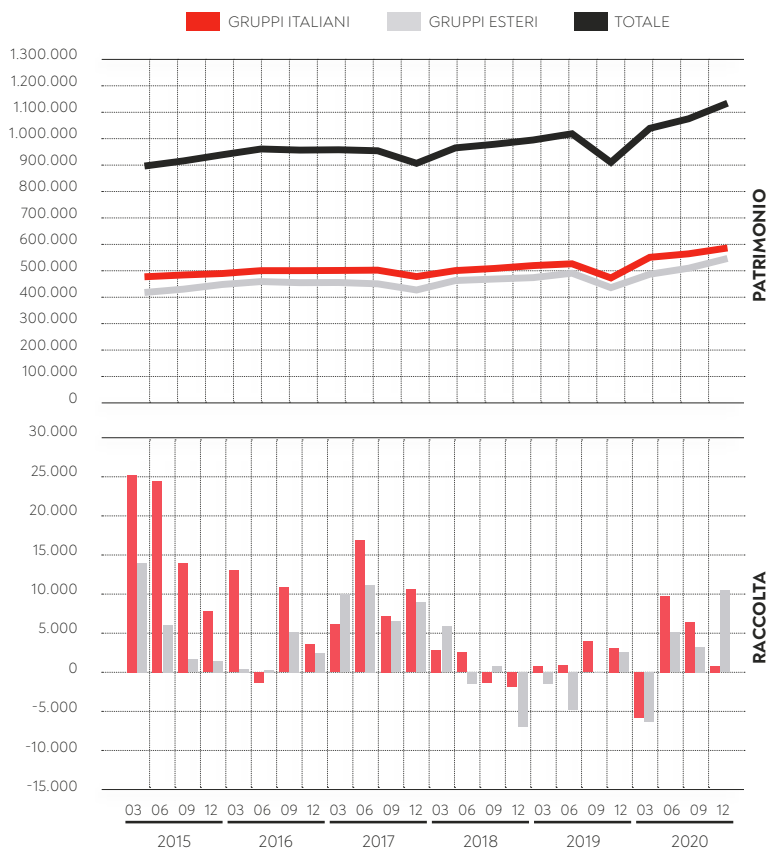
GRUPPI E SOCIETÀ	PATRIMONIO GESTITO	FONDI APERTI	GESTIONI DI PORT. RETAIL	GESTIONI DI PORT. ISTITUZIONALI	RACCOLTA NETTA
AMUNDI GROUP	180.161	97.947	3.909	78.305	-305,2
BLACKROCK IM (*)	86.106	78.111	0	7.995	ND
ALLIANZ	52.022	12.118	1.414	38.490	-178,8
AXA IM	47.527	14.498	0	33.029	117,9
JP MORGAN AM	45.043	45.043	0	0	805,2
MORGAN STANLEY	42.824	42.635	0	189	153,9
PICTET AM (*)	38.761	38.761	0	0	ND
FIDELITY INTERNATIONAL (*)	36.521	36.521	0	0	ND
GRUPPO BNP PARIBAS	30.301	20.194	1.370	8.737	317,7
INVESCO (*)	29.981	29.981	0	0	ND
GRUPPO DEUTSCHE BANK	24.611	21.295	2.715	601	-624,7
SCHRODERS	24.713	24.048	0	665	252,8
UBS AM	19.348	17.806	0	1.542	422,3
M&G INVESTMENTS	13.765	13.765	0	0	-210,3
FRANKLIN TEMPLETON INVESTMENTS (§)	14.286	13.172	0	1.114	-136,9
CREDIT SUISSE (*)	15.749	4.156	4.970	6.623	ND
LYXOR	11.813	11.813	0	0	-20,1
GROUPAMA AM (*)	9.755	1.084	0	8.671	0
STATE STREET GLOBAL ADVISORS	8.471	2.481	0	5.990	-211,5
CANDRIAM (*)	8.608	4.644	0	3.964	ND
BNY MELLON IM (*)	3.477	3.277	0	200	ND
ABERDEEN AM PLC (*)	2.170	2.170	0	0	ND
AVIVA INVESTORS GLOBAL SERVICES (*)	259	259	0	0	ND
<b>TOTALE</b>	<b>746.272</b>	<b>535.779</b>	<b>14.378</b>	<b>196.115</b>	<b>382</b>

Fonte: elaborazione propria sui dati Assogestioni ordinati per patrimonio gestito al netto dei fondi di gruppo.

1. Il dato comprende anche le deleghe di gestione conferite a Pramerica Financial (\*\*), partner di UBI Banca nel risparmio gestito per il tramite di Pramerica SGR. (\*\*\*) Pramerica Financial è il marchio utilizzato da Prudential Financial, Inc. (USA) in determinati Paesi al di fuori degli Stati Uniti e non ha alcun legame con Prudential Plc, società con sede nel Regno Unito. \* Dati di patrimonio non aggiornati. \*\* Dati a dicembre 2020. § Raccolta netta parziale. ^ Raccolta netta parziale. Patrimonio parziale o parzialmente aggiornato.

PANORAMA **BAROMETRO**

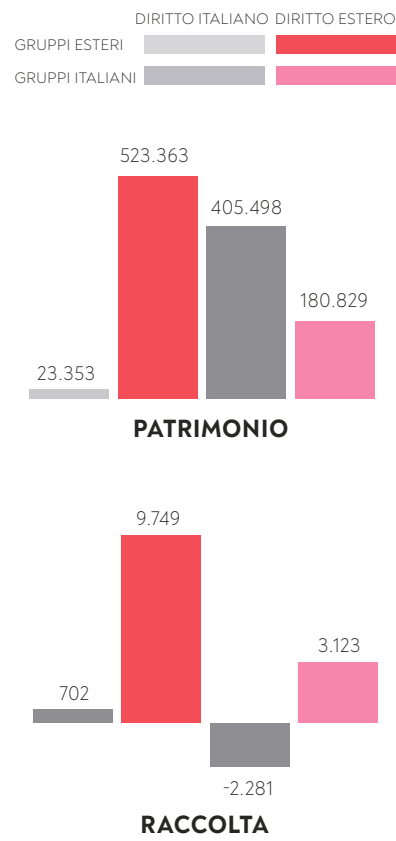
**EVOLUZIONE DI PATRIMONIO E RACCOLTA FONDI APERTI IN ITALIA**



Fonte: ASSOGESTIONI  
Associazione del risparmio gestito

**FONDI APERTI**

Dati al 31 dicembre 2020



Fonte: ASSOGESTIONI  
Associazione del risparmio gestito

**PATRIMONIO GESTITO IN FONDI APERTI**

Dati al 31 gennaio 2021.

OBBLIGAZIONARI	431.532
AZIONARI	292.487
FLESSIBILI	233.325
BILANCIATI	137.700
MONETARI	40.643
HEDGE	2.440

**RACCOLTA NETTA IN FONDI APERTI**

Dati al 31 gennaio 2021.

OBBLIGAZIONARI	903	1.589
AZIONARI	1.833	3.379
FLESSIBILI	-1.378	-897
BILANCIATI	1.537	747
MONETARI	1.764	-2.033
HEDGE	-11	44

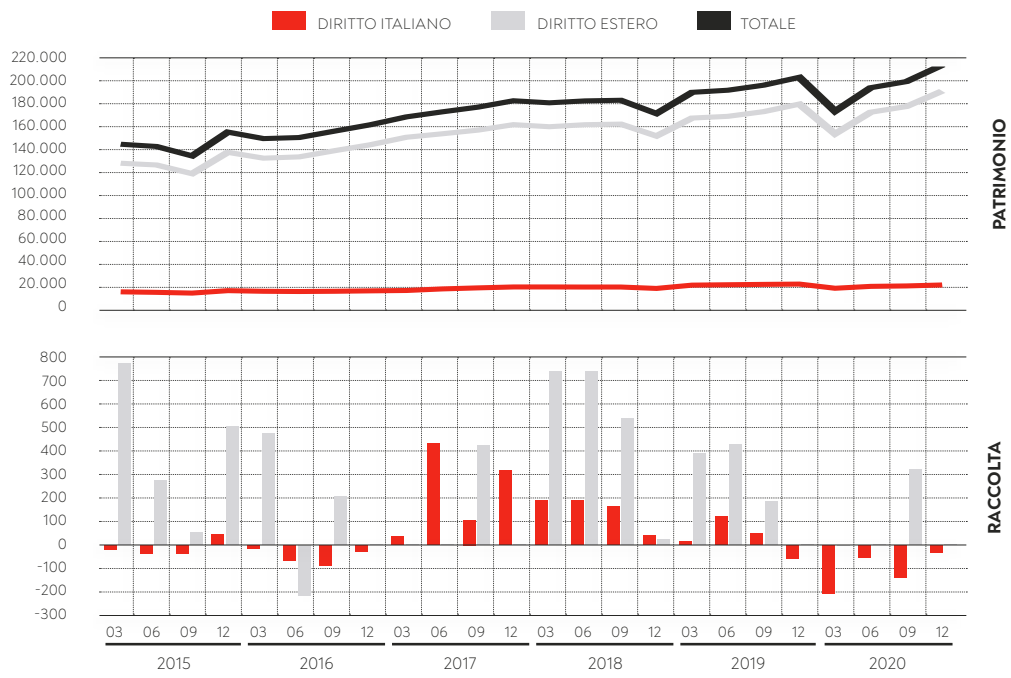
Fonte: ASSOGESTIONI  
Associazione del risparmio gestito

Tutti i dati in milioni di euro.

■ GEN-21 ■ DIC-20

PANORAMA **BAROMETRO**

**EVOLUZIONE DI PATRIMONIO E RACCOLTA FONDI DELLE RETI DI CONSULENZA IN ITALIA**



Fonte: ASSORETI

Dati in milioni di euro, fondi di fondi inclusi.

**RISPARMIO GESTITO - DATI RETI DI CONSULENZA**

ENTITÀ	CONSISTENZE PATRIMONIALI				TOTALE RACCOLTA NETTA (MLN EURO)*	CONSULENTI FINANZIARI ABILITATI ALL'O.F.S.**
	TOTALE PATRIMONIO	FONDI E SICAV	GESTIONI PATRIMONIALI	PRODOTTI ASSICURATIVI/ PREVIDENZIALI		
FIDEURAM - INTESA SANPAOLO PRIVATE BANKING S.p.A. (GRUPPO FIDEURAM)	84.706	29.771	24.259	30.676	130	3.537
INTESA SANPAOLO PRIVATE BANKING S.p.A. (GRUPPO FIDEURAM)	63.980	24.003	17.184	22.793	75	903
BANCA MEDIOLANUM S.p.A. (GRUPPO MEDIOLANUM)	59.189	31.859	390	26.940	241	4.111
BANCA GENERALI S.p.A. (GRUPPO BANCA GENERALI)	52.652	19.343	7.264	26.045	201	2.100
ALLIANZ BANK FINANCIAL ADVISORS S.p.A. (GRUPPO ALLIANZ BANK)	48.276	16.928	626	30.722	445	2.069
FINECOBANK S.p.A. (GRUPPO FINECOBANK)	43.118	30.159	209	12.750	473	2.620
AZIMUT CAPITAL MANAGEMENT (GRUPPO AZIMUT)	39.702	23.298	6.883	9.521	477	1.803
SANPAOLO INVEST SIM S.p.A. (GRUPPO FIDEURAM)	21.376	7.476	6.430	7.470	45	1.198
CREDEM S.p.A. (GRUPPO CREDITO EMILIANO - CREDEM)	14.937	8.217	2.928	3.792	13	732
DEUTSCHE BANK S.p.A. - DB FINANCIAL ADVISORS (GRUPPO DEUTSCHE BANK)	13.530	7.830	807	4.893	28	1.090
BANCA EUROMOBILIARE S.p.A. (GRUPPO CREDITO EMILIANO - CREDEM)	7.742	4.079	2.089	1.574	-2	379
IW BANK S.p.A. (GRUPPO UNIONE DI BANCHE ITALIANE)	6.782	5.141	265	1.376	2	692
BANCA WIDIBA S.p.A. (GRUPPO MONTE DEI PASCHI DI SIENA)	4.775	3.193	231	1.351	60	523
BNL - BNP PARIBAS - Life Banker (GRUPPO BNP PARIBAS)	4.692	2.732	124	1.836	68	477
CHEBANCA! S.p.A. (GRUPPO MEDIOBANCA)	3.427	2.552	72	803	53	433
CONSULTINVEST INVESTIMENTI SIM S.p.A. (GRUPPO CONSULTINVEST)	1.387	915	212	260	3	307
<b>TOTALE</b>	<b>470.271</b>	<b>217.496</b>	<b>69.973</b>	<b>182.802</b>	<b>2.312</b>	<b>22.974</b>

Fonte: Assoreti. Sono inclusi i fondi speculativi e fondi chiusi. Dati consistenze patrimoniali al 31 dicembre 2020, in milioni di euro.

\* Sono inclusi fondi e SICAV, gestioni patrimoniali e prodotti assicurativi/previdenziali. Dati al 31 gennaio 2021, in milioni di euro.

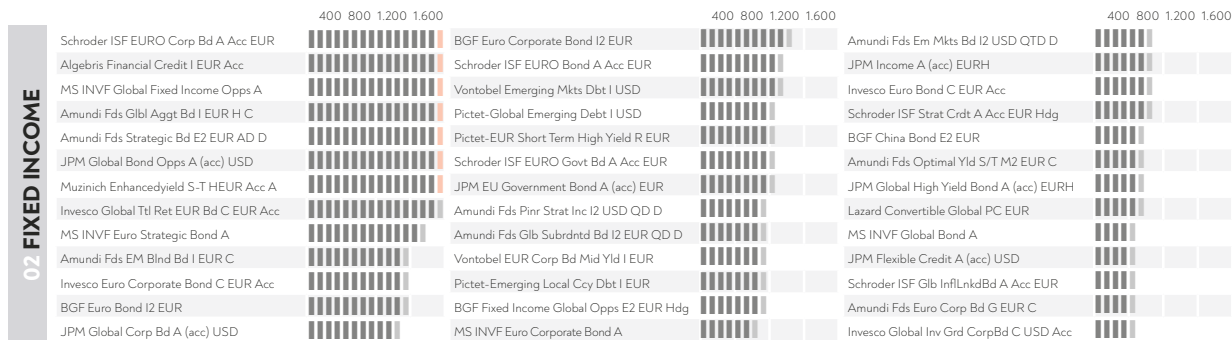
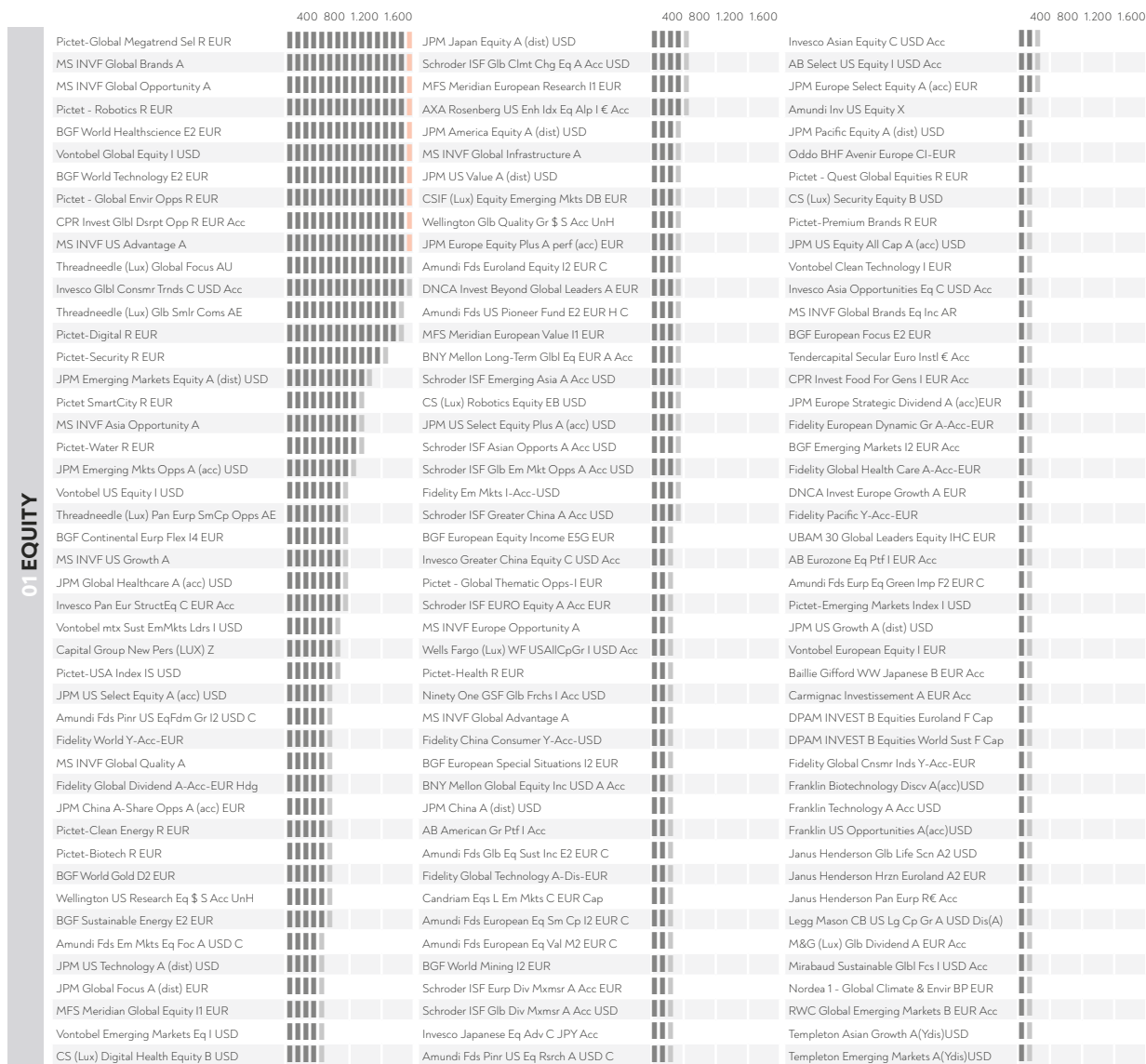
\*\* Il dato si riferisce al numero di consulenti finanziari abilitati all'offerta fuori sede con portafoglio > 0. Dati al 31 gennaio 2021.

PANORAMA **BAROMETRO**



**I FONDI INTERNAZIONALI BLOCKBUSTER IN ITALIA NEL 2021**

Per avere il rating di Blockbuster, i prodotti internazionali devono raggiungere i 200 milioni di euro di patrimonio distribuito nel mercato italiano. Fonte: Società di gestione e diverse piattaforme di distribuzione.



Fondi con più di 1 miliardo di asset in capo ai clienti italiani. Fonte: dati frutto di elaborazione propria del team di Analisi FundsPeople, svolta attraverso diverse piattaforme di distribuzione e società di gestione. I fondi appartenenti al gruppo Fixed Income includono anche i prodotti convertibili.

La proprietà intellettuale è riconducibile alla fonte specificata in testa alla pagina. Il ritaglio stampa è da intendersi per uso privato



## FONDI INTERNAZIONALI BLOCKBUSTER IN ITALIA NEL 2021

Per avere il rating di Blockbuster, i prodotti internazionali devono raggiungere i 200 milioni di euro di patrimonio distribuito nel mercato italiano. Fonte: Società di gestione e diverse piattaforme di distribuzione.

	400	800	1.200	1.600		400	800	1.200	1.600		400	800	1.200	1.600
<b>02 FIXED INCOME</b>	Muzinich Global Tact Crdt HEUR Acc A				NN (L) US Credit I Cap EUR H i					SWC (LU) BF Responsible COCO ATH EUR				
	Capital Group Gbl Hi IncOpps(LUX)Z				JPM Global Strat Bd A perf (acc) EURH					AB European Income I2 Acc				
	Schroder ISF EURO Crdt Convct A Acc EUR				Tendercapital Bd Two Steps Instl EUR Acc					SchroderISF Gbl High Yield A Acc \$				
	Threadneedle (Lux) Gbl Corp Bd AU				Amundi Fds EM Lcl Ccy Bd M2 EUR C					Tendercapital Gbl Bd Shrt DurlnstfAccAI				
	Invesco Euro Short Term Bond C EUR Acc				HSBC GIF Euro High Yield Bond AC					Capital Group EmMkts Dbt (LUX) Z				
	Candriam Bds Euro High Yld C EUR Cap				Capital Group Euro Bond (LUX) Z					Carmignac Sécurité A EUR Acc				
	Schroder ISF Gbl Corp Bd A Acc USD				BGF Global High Yield Bond D2 EUR Hedged					Carmignac PF Uncons Euro FI A EUR Acc				
	Schroder ISF EURO Hi Yld A Acc EUR				Fidelity Euro Short Term Bond E-Acc-EUR					Carmignac PF Uncons Gbl Bd A EUR Acc				
	JPM Global Government Bond A (acc) EUR				JPM Emerging Markets Debt A (dist) EURH					Threadneedle (Lux) European Strat Bd AE				
	Neuberger Berman EM DbtHrdCcy USD I C				JPM Europe High Yld Bd A (dist) EUR					DPAM L Bonds Emerging Markets Sust F EUR				
	Schroder ISF Gbl Convert Bd A Acc USD				Pictet-EUR Short Mid-Term Bonds R					New Capital Wlthy Ntn Bd USD Inst Inc				
	Fidelity Gbl SD Inc A-Acc-EUR (€/\$ hgd)				UBAM Global High Yield Solution IHC EUR					Franklin Euro High Yield A(Ydis)EUR				
	Amundi Fds Euro Govt Bd A EUR C				Amundi Fds Pioneer US Bd E2 EUR C					Franklin European Tl Ret A(Mdis)EUR				
	JPM Emerg Mkts Lcl Ccy Dbt A (acc) EUR				Pictet-EUR Short Term Corp Bds R					Franklin Strategic Income A(Mdis)USD				
	Schroder ISF Global Bond A Acc USD				AXAWF Global High Yield Bds I Cap EUR H					Templeton Global Bond A(Mdis)USD				
	Amundi Fds Optimal Yield M2 EUR C				Vontobel Bond Global Aggt I EUR					Templeton Global Tl Ret A(Mdis)USD				
	Invesco India Bond C USD Acc				BGF Emerging Markets Bond A2 EUR Hedged					Insight Sust Euro Corp Bd A EUR Acc				
	JPM Financials Bond A (acc) EUR				MS INV F Euro Bond A					Janus Henderson Hrnz Euro HY Bd A2 EUR				
	Amundi Fds Euro Aggt Bd I EUR C				ODDO BHF Euro Credit Short Dur CI-EUR					Jupiter Dynamic Bond I EUR Acc				
	Pictet-EUR Bonds I				MS INV F Emerging Mkts Corp Debt A					M&G (Lux) Gbl FI Rt Hy A H EUR Acc				
	Raiffeisen-Euro-ShortTerm-Rent RVT				Pictet-USD Government Bonds I USD					M&G (Lux) Em Mkts Bd A EUR Acc				
	Schroder ISF EURO S/T Bd A Acc EUR				Pictet-Emerging Corporate Bds HI EUR					M&G (Lux) Gbl Macro Bd A EUR Acc				
	JPM Income Opp A perf (acc) EURH				Fidelity Euro Bond A-Acc-EUR					M&G (Lux) Euro Corp Bd A EUR Acc				
	JPM US Aggregate Bond A (dist) USD				UBAM Global Convertible Bond RC EUR					Mirabaud Global Strategic Bd I USD Acc				
	JPM Global Convert (EUR) A (dist) EUR				JPM Emerg Mkts Corp Bd A (acc) EURH					Nordea 1 - European Covered Bond BP EUR				
	MS INV F European HY Bd A				Muzinich Eurp Loans Hdg Euro Acc H					Nordea 1 - European High Yld Bd BI EUR				
	AXAWF Euro Credit Plus I Cap EUR				MS INV F Short Maturity Euro Bond A					Nordea 1 - Low Dur Eurp Cov Bd BP EUR				
	Edr SICAV Financial Bonds I EUR				Wellington Global Bond S USD Acc					Nordea 1 - European Fincl Dbt BI EUR				
	Candriam Bds Em Mkts C USD Cap				JPM Emerg Mkts Strat Bd A perf (acc)EURH					Nordea 1 - European Cross Credit BP EUR				
	Neuberger Berman Shrt DurEM DbtUSD I Acc				Candriam Bds Euro Short Term C EUR Cap					Nordea 1 - Emerging Market Bond BP EUR				
AXAWF Euro Credit Short Dur I Cap EUR				MS INV F Global Convertible Bond A					Nordea 1 - Flexible Fixed Income BP EUR					
Pictet-EUR Government Bonds I				GFG Funds-Euro Global Bd I EUR Acc					Tikehau Short Duration I-R EUR Acc					
Lazard Credit FI PVC EUR				Schroder ISF US Dllr Bd A Acc USD					Franklin Gbl Convert Secs A(acc)USD					
Pictet-Global Bonds I EUR				AXAWF Global Infl Bds I Cap EUR					Nordea 1 - European Fincl Dbt BI EUR					
<b>03 MULTI-ASSET / ALTERNATIVI</b>	JPM Global Income A (div) EUR				BSF European Select Strategies I2 EUR					SWC (LU) BF Resp Gbl Abs Rtn ATH EUR				
	Invesco Pan European Hi Inc C EUR Acc				Algebris Global Credit Oppst I EUR Acc					Schroder ISF Gbl MA Bal A Acc EUR				
	MS INV F Global Bal Rsk Contr FOF A				Schroder ISF Gbl MA Inc A Acc USD					Capital Group EM Tl Opps (LUX) Z				
	Pictet-Multi Asset Global Opps R EUR				MS INV F Global Balanced A					Carmignac Patrimoine A EUR Acc				
	First Eagle Amundi Income Builder FHE-C				DNCA Invest Alpha Bonds A EUR					Franklin Income A(Mdis)USD				
	Raiffeisen-Nachhaltigkeit-Mix VT				Invesco Global Targeted Ret C EUR Acc					Franklin K2 Alt Strats A(acc)USD				
	BGF Global Allocation E2 EUR Hedged				Dachfonds Südtirol RVT					Janus Henderson Balanced A2 USD				
	DNCA Invest Eurose A EUR				Amundi Fds Mlt Asst RI Ret F2 EUR C					Janus Henderson UK Abs Ret RE Acc (hgd)				
	Invesco Global Income C EUR Acc				Candriam Bds Crdt Opps C EUR Cap					Legg Mason WA Mcr OppBd A USD Acc				
	Amundi Fds Global MA Cnsrv M2 EUR C				BNY Mellon Gbl RI Ret (EUR) A Acc					Lyxor/Tiedemann Arbitrage Strat I EUR				
	JPM Global Macro Opps A (acc) EUR				HSBC GIF Multi-Asset Style Factors IC					M&G (Lux) Conservative Allc A EUR Acc				
	JPM Global Income Cnsrv A (acc) EUR				MFS Meridian Prudent Wealth A1 EUR					M&G (Lux) Dynamic Allocation A EUR Acc				
	BSF Fixed Income Strategies E2 EUR				Capital Group Global Allc (LUX) Z					M&G (Lux) Income Allocation A EUR Acc				
	Amundi Fds Abs Ret MS I EUR C				Pictet Absolute Ret Fxd Inc HRC EUR					M&G (Lux) Optimal Income A EUR Acc				
	JPM Global Balanced A (acc) EUR				Amundi Fds Global Mlt-Asst M2 EUR C					Man AHL TargetRisk I USD				
	BGF Global Multi-Asset Inc ESG EUR H				MS INV F Global Balanced Income AR					Man GLG Alpha Select Alt ILT GBP Acc				
	BGF ESG Multi-Asset C2 EUR				BSF Global Event Driven E2 EUR H					Man GLG Innovation Eq Alt IN USD Acc				
	Amundi Fds Euro MA Trgt Inc M2 EUR QTI D				Amundi Fds Protect 90 G2 EUR C					Muzinich LongShortCreditYld HEUR Acc E				
	First Eagle Amundi International IHE-C				BSF European Absolute Return I2 EUR					Nordea 1 - Alpha 10 MA BP EUR				
	JPM Global Multi Strategy Inc A (div)EUR				Vontobel Multi Asset Defensive I EUR					Nordea 1 - Alpha 15 MA BP EUR				
Invesco Balanced-Risk Allc C EUR Acc				JPM Total Emerging Mkts Inc A (acc) USD					Nordea 1 - Stable Return BP EUR					
Amundi Fds Multi-Strat Gr I EUR AD D				SWC (LU) PF Sust Balanced (EUR) AT					R-co Valor C EUR					
Fidelity Global Mlt Ast Inc A-Acc-EUR H				CS (Lux) Portfolio Yield CHF B					Tikehau Income Cross Assets R Acc EUR					
Amundi Fds Mlt Asst Sust Fut G EUR C				Amundi Fds Gbl MA Trg Inc E2 EUR C										

Fondi con più di 1 miliardo di asset in capo ai clienti italiani. Fonte: dati frutto di elaborazione propria del team di Analysis FundsPeople, svolta attraverso diverse piattaforme di distribuzione e società di gestione. I fondi appartenenti al gruppo Fixed Income includono anche i prodotti convertibili, mentre i fondi appartenenti al gruppo Multi-Asset / Alternativi includono anche i prodotti della categoria "Miscellaneous".

La proprietà intellettuale è riconducibile alla fonte specificata in testa alla pagina. Il ritaglio stampa è da intendersi per uso privato



# SCOPRI I FONDI CON IL MARCHIO **FUNDS PEOPLE** <sup>20 21</sup> **ABC**

Sono prodotti che hanno il favore degli analisti, sono campioni d'incassi (Blockbuster) o sono consistenti, per un totale di 991 nel 2021.

**I**n un mercato come quello italiano che conta più di 30 mila classi di fondi registrati, vi offriamo i fondi con **Marchio FundsPeople 2021**. Il team di Analisi, attraverso l'utilizzo di un modello econometrico proprietario, ha selezionato 991 prodotti con **Marchio FundsPeople**, che si evidenziano per uno o più dei tre criteri qui di seguito:

**FA Preferito dagli Analisti.** Sono fondi che accumulano un minimo di cinque voti di fund selector all'interno del sondaggio annuale realizzato in Italia, Spagna e Portogallo. I fondi registrati in Italia che hanno questo rating sono 34.

**FB Blockbuster.** Sono i fondi più venduti sul mercato. Si tratta di prodotti che, al 31 dicembre 2020, registravano un patrimonio in Italia maggiore o uguale a 200 milioni di euro. Per i fondi internazionali si tiene in considerazione solo del volume appartenente ai clienti italiani, mentre per i fondi locali anche del dato di raccolta negli ultimi tre anni pari al 25% del patrimonio del fondo, tramite la piattaforma Morningstar Direct. In Italia, i prodotti che hanno questo rating sono 477.

**FC Consistente.** Il nostro team di Analisi, diretto da María Folqué, ha sviluppato un modello di selezione proprio per distinguere i prodotti più consistenti di ogni categoria, partendo dai dati Morningstar Direct degli ultimi sei anni. In particolare, si analizzano i fondi disponibili alla vendita in Italia con un track record minimo di tre anni a fine 2020. Per ogni singolo fondo si seleziona solo una classe: la più antica tra quelle disponibili alla vendita in Italia.

In questo modo, si genera un universo di 5.989 prodotti, all'interno del quale confrontiamo ogni fondo con quelli della medesima categoria attraverso due scorecard. La prima prende in esame i criteri di rendimento e volatilità accumulata a 3 e 5 anni; la seconda usa i dati di rendi-

mento e volatilità a cicli chiusi negli ultimi cinque anni (2016, 2017, 2018, 2019 e 2020) al fine di contrastare l'effetto cumulativo. In entrambi i casi il rendimento e la volatilità hanno un peso rispettivamente del 65% e 35%. Filtriamo quindi i fondi situati nel primo quintile per rendimento e volatilità ed eliminiamo i fondi con patrimonio inferiore ai 50 milioni di euro al 31 dicembre 2020.

I prodotti italiani col rating Consistente **FundsPeople 2021** sono 600. Nei tre casi, si escludono dall'analisi i fondi garantiti, monetari, obbligazionari a breve termine e quelli con target di rendimento. Su un totale di 991 prodotti, 11 fondi si sono aggiudicati il triplo rating **FundsPeople**. **e**

## PRODOTTI CON IL TRIPLO RATING FUNDSPEOPLE 2021

FONDO	CATEGORIA
<b>BlackRock Global Funds World Technology Fund</b>	Technology Sector Equity
<b>BlackRock Strategic Funds Global Event Driven Fund</b>	Alternative Miscellaneous
<b>BlueBay Investment Grade Euro Government Bond Fund</b>	Europe Fixed Income
<b>Fidelity Funds Euro Short Term Bond Fund</b>	Europe Fixed Income
<b>JPMorgan Funds Emerging Markets Equity Fund</b>	Global Emerging Markets Equity
<b>Jupiter Global Fund Jupiter Dynamic Bond</b>	Global Fixed Income
<b>MFS Meridian Funds European Value Fund</b>	Europe Equity Large Cap
<b>MFS Meridian Funds Prudent Wealth Fund</b>	Aggressive Allocation
<b>Morgan Stanley Investment Funds Asia Opportunity Fund</b>	Asia ex-Japan Equity
<b>PIMCO GIS Dynamic Multi Asset Fund</b>	Flexible Allocation
<b>Schroder International Selection Fund EURO Corporate Bond</b>	Europe Fixed Income



I FONDI CON MARCHIO FUNDSPEOPLE 2021

DATI AL 23 MARZO 2021

FONDO	MARCHIO	RENDIMENTO ANNUALIZZATO		VOLAT. 3 ANNI	VALUTA	FONDO	MARCHIO	RENDIMENTO ANNUALIZZATO		VOLAT. 3 ANNI	VALUTA	
		5 ANNI	3 ANNI					5 ANNI	3 ANNI			
<b>Asia Fixed Income</b>												
H SBC GIF Asia Bond XC	FA BC		6.30	6.18	USD	Amundi Fds Glob Substrato Bd I2 EUR C	FA BC	5.92	4.51	10.79	EUR	
UBS (Lux) BF Full Cyc AsBdS P acc	FA BC	4.60	6.23	5.13	USD	Lazard Credit F PVC EUR	FA BC	5.50	4.48	9.44	EUR	
BGF China Bond D3 USD	FA BC	6.96	5.73	2.74	USD	Schroder ISF EURO Crst Convrt C Acc EUR	FA BC	4.96	4.35	7.13	EUR	
AXAWF Asian Short Dur Bd I Cap USD	FA BC	4.83	5.50	4.32	USD	BlueBay Inv Grid Euro Aggt Bd I EUR	FA BC	4.56	4.34	4.64	EUR	
Euronext Bond Aggregate RMB Z EUR Acc	FA BC		5.16	3.16	EUR	M&G European Credit Investment E EUR Acc	FA BC	4.03	4.23	5.46	EUR	
Schroder ISF Asian Lcl Ccy Bd C Acc USD	FA BC	4.60	4.57	6.58	USD	Schroder ISF EURO High Yld C Acc EUR	FA BC	5.45	4.14	12.19	EUR	
Schroder ISF China Lcl Ccy Bd C Acc CNH	FA BC	3.44	4.32	3.06	CNH	Cariniam Bd Euro High Yld C EUR Cap	FA BC	4.34	4.04	6.59	EUR	
LUX IM Invesco Bdt & Rsd Evolution FX	FA BC				EUR	BlueBay Inv Grid Euro Govt Bd I EUR Acc	FA BC	4.07	4.02	4.37	EUR	
<b>Emerging Markets Fixed Income</b>												
Barrings EM Corp Bd A USD Acc	FA BC	8.61	9.83	13.03	USD	AccomeA Breve Termine AI	FA BC	3.40	3.97	6.35	EUR	
Barrings EM Sovereign Debt Tr A USD Acc	FA BC	8.79	8.27	11.36	USD	Robeco Corporate Hybrid bonds IH €	FA BC		3.87	8.62	EUR	
Barrings EM Debt Short Duration A USD Acc	FA BC	7.03	8.24	10.77	USD	UBS (Lux) BF EUR Flexible P acc	FA BC	2.42	3.85	6.95	EUR	
Ninety One GSF EM Inv Grid Cpl D I Acc USD	FA BC	7.03	7.96	7.65	USD	Schroder ISF EURO Corp Bd C Acc EUR	FA BC	3.94	3.84	6.30	EUR	
New Capital Why Ntn Bd USD Inst Inc	FA BC	5.80	6.92	7.22	USD	AXAWF Euro 7-10 I Cap EUR	FA BC	2.88	3.79	4.43	EUR	
BGF Emerging Markets Corp Bd I2 USD	FA BC	7.04	6.90	9.17	USD	DRPAM L Bonds Higher Yield B	FA BC	4.50	3.77	8.72	EUR	
Jupiter Glob Em Mk Corp Bd I USD Acc	FA BC		6.82	9.65	USD	L&G Euro Corporate Bond Z EUR Inc	FA BC	3.38	3.73	5.22	EUR	
Principal Finistere (Linc) EM I2 Acc S	FA BC		6.42	7.86	USD	Thraconside (Lux) Eurp H Yld Bd 3G	FA BC	6.76	3.69	8.54	GBP	
JPM Emerg Mkts Inv Grd Bd A (acc) USD	FA BC	4.62	5.91	6.97	USD	Euronext Bond Aggregate EUR Z EUR Acc	FA BC	2.49	3.60	4.55	EUR	
iShares Em Mkts Govt Bd Ix (LU) N7 EUR	FA BC	3.76	5.79	9.62	EUR	Carnegie PF Flexible Bond A EUR Acc	FA BC	2.95	3.64	6.39	EUR	
BGF Emerging Mkts Short Dur Bd I2 USD	FA BC		5.48	8.05	USD	Lilipiss High Yield Furo EUR	FA BC		3.53	4.57	EUR	
Jupiter Global EM SHr Dur Bd I USD Acc	FA BC		5.31	7.62	USD	PrivilEdge FR Flx Er Agt Bd EUR NA	FA BC		3.21	3.51	4.23	EUR
Amundi Fds Em Mkts Bd E2 EUR C	FA BC	4.28	5.10	14.67	EUR	Generali IS Euro Bond AY	FA BC		4.87	3.51	9.25	EUR
PIMCO GIS Em Mkts Bd Inst USD Acc	FA BC	6.56	5.04	11.07	USD	EiR SICAV Financial Bonds I EUR	FA BC	4.69	3.50	9.67	EUR	
PIMCO GIS Em Mkts Bd ESG US USD Acc	FA BC	6.02	5.01	10.67	USD	Nordica 1 - European High Yld Bd BI EUR	FA BC	3.39	3.49	4.95	EUR	
ERSTE BOND EM CORPORATE EUR R01A	FA BC	5.15	5.01	7.92	EUR	JPM EU Government Bond C (acc) EUR	FA BC	2.39	3.41	4.26	EUR	
Aviva Investors Em Mkts Bd I USD Acc	FA BC	5.47	4.99	11.77	USD	AB European Income I Inc	FA BC	3.56	3.38	7.62	EUR	
Eaton Vance Intl (RL) EMLLine S Acc S	FA BC	7.50	4.84	12.08	USD	Kempen (Lux) Euro Credit Plus I	FA BC	3.00	3.33	5.03	EUR	
Pictet Emerging Corporate Bds I USD	FA BC	5.76	4.83	11.11	USD	Epsilon Fund Euro Bond I EUR Acc	FA BC	2.52	3.32	4.18	EUR	
Wellington Oppoc EM Ddt S S Acc	FA BC	6.04	4.74	11.23	USD	Janus Henderson Hran Euro Corp Bd I2 EUR	FA BC	3.15	3.30	5.27	EUR	
JPM Emerg Mkts Corp Bd A (acc) USD	FA BC	5.14	4.72	9.29	USD	Pictet-EUR Bonds P	FA BC	2.35	3.29	5.09	EUR	
Amundi Fds Em Corp Bd I EUR Acc	FA BC	4.78	4.72	8.91	EUR	Franklin European Til Ret A (acc) EUR	FA BC	2.44	3.27	4.84	EUR	
MS INVF Emerging Mkts Corp Debt Z	FA BC	5.92	4.48	11.09	USD	Thraconside (Lux) European Strat Bd AE	FA BC	2.30	3.26	5.16	EUR	
AS SICAV I EM Ibl Rec Bd I Qinc USD	FA BC	5.23	4.26	7.90	USD	Fidelity Euro Bond A Dis EUR	FA BC	2.47	3.25	4.00	EUR	
Pictet-Global Emerging Debt Pdy USD	FA BC	4.26	4.24	11.68	USD	BlackRock Euro Govt Enhanced Ix Flex	FA BC	2.26	3.26	4.10	EUR	
Neuberger Berman Short Dur EM Dbl USD I Acc	FA BC	4.04	4.19	6.74	USD	UNIOA Eastern European Debt Fund A	FA BC	3.87	3.22	7.56	EUR	
Neuberger Berman EM DbrHro Ccy USD I C	FA BC	6.12	4.10	12.24	USD	MS INVF European HY Bd I	FA BC	4.56	3.22	12.64	EUR	
Cariniam Sal Bd Em Mkts I S Inc	FA BC		3.94	9.38	USD	MS INVF European High Yield Bonds DH €	FA BC	4.11	3.21	9.18	EUR	
Nordica 1 - Emerging Mkt Dbr TR BI USD	FA BC		3.76	8.45	USD	JPM Financials Bond A (acc) EUR	FA BC	2.91	3.21	6.72	EUR	
M&G (Lux) Em Mkts Bd CI USD Acc	FA BC	6.12	3.66	11.71	USD	PIMCO GIS Euro Bond Inst EUR Acc	FA BC	2.98	3.20	4.06	EUR	
BGF Emerging Markets Bond AT	FA BC	4.36	3.20	13.79	USD	Kempen (Lux) Euro Credit J	FA BC	2.84	3.16	4.62	EUR	
L&G EM Short Duration Bond I EUR Froc Agc	FA BC		3.20	9.28	EUR	Pranencia Scav Euro High Yield I	FA BC		3.10	11.19	EUR	
BNPP Hra I Bd Wld Em Inv Grd I Plus C	FA BC	2.28	3.13	5.41	EUR	Amundi ISJP Morgan EMU Govies IE D	FA BC	2.26	3.09	4.13	EUR	
Nordica 1 - Emerging Market Bond BP USD	FA BC	4.87	3.00	14.78	USD	Invesco Euro Corporate Bond C EUR Acc	FA BC	2.89	3.08	5.67	EUR	
Capital Group Em Mkts Dbr (LUX) A4	FA BC	5.35	2.97	11.89	USD	T. Rowe Price Euro Corp Bd I EUR	FA BC	2.93	3.07	5.52	EUR	
JPM Emerg Mkts Strat Bd A perf (acc) USD	FA BC	4.05	2.72	10.71	USD	Schroder ISF EURO Bond C Dis AV	FA BC	2.48	3.00	4.36	EUR	
Wellington Oppoc EM Ddt II € S Dis H	FA BC	3.66	2.66	10.31	EUR	iShares Euro Govt Bd Ix (LU) N2 EUR	FA BC	2.00	2.95	4.08	EUR	
LUX IM JP Morgan Short Emerging Debt FX	FA BC	1.52	2.54	6.85	EUR	Hafessens 902-Treasury Zero II V1	FA BC	2.28	2.95	4.61	EUR	
Vontobel Emerging Mkts Ddt I USD	FA BC	6.02	2.50	15.09	USD	Insight Sust Euro Corp Bd A EUR Acc	FA BC	2.96	2.94	5.39	EUR	
DRPAM L Bonds Emerging Markets Sust E EUR	FA BC	4.14	1.95	11.31	EUR	Invesco Euro Bond A EUR Acc	FA BC	2.65	2.93	5.11	EUR	
Amundi Fds Em Lcl Ccy Bd I2 EUR AD D	FA BC	3.03	1.52	12.66	EUR	H SBC GIF Euro High Yield Bond AD	FA BC	3.59	2.93	7.16	EUR	
Ninety One GSF EM Lcl Ccy Trd Dh Acc S	FA BC	4.42	1.28	10.30	USD	UBS (Lux) IF Euro Bonds BA	FA BC	2.10	2.92	4.06	EUR	
Global Evolution EM Debt I EUR	FA BC	3.01	1.27	11.34	EUR	Groupama Oblig Euro I	FA BC	2.22	2.92	4.13	EUR	
Cariniam Bd Em Mkts C USD Cap	FA BC	3.99	1.13	15.21	USD	Pictet EUR Government Bonds Pdy	FA BC	1.84	2.83	4.24	EUR	
JPM Emerging Markets Debt A (dist) EURH	FA BC	1.99	0.72	13.09	EUR	BGF ESG Euro Bond I2 EUR	FA BC		2.82	3.77	EUR	
Amundi Fds Em Blnc Bd I EUR C	FA BC	2.57	0.72	10.83	EUR	AXAWF Euro Credit Plus A Cap EUR	FA BC	2.49	2.79	6.08	EUR	
Pictet Emerging Local Ccy Dbr I USD	FA BC	2.82	0.16	13.42	USD	JPM Europe High Yld Bd A (dist) EUR	FA BC	3.67	2.74	8.81	EUR	
Capital Group EM Lcl Ccy Dbr (LUX) B	FA BC	3.52	-0.37	12.94	USD	Schroder ISF EURO Govt Bd A Dis EUR AV	FA BC	1.88	2.74	4.20	EUR	
Aviva BlueBay Reddito Emergent AD	FA BC	1.76	-0.70	10.05	EUR	iShares Eur Govt/Intl Bd (acc) Inst Acc	FA BC	2.59	2.69	5.40	EUR	
Euronext Local Em Mkts Dbr Z EUR Acc	FA BC		-0.77	12.19	EUR	MS INVF Euro Bond I	FA BC	2.10	2.69	3.41	EUR	
JPM Emerg Mkts Lcl Ccy Dbr A (acc) USD	FA BC	2.56	-1.15	13.20	USD	CompAM Active European Credit A Acc	FA BC	3.02	2.63	5.32	EUR	
L&G Emerging Markets Bond I USD Acc	FA BC				USD	Vontobel EUR Corp Bd Mld Yld A EUR	FA BC	2.59	2.63	7.02	EUR	
<b>Euro Fixed Income</b>												
Carnegie PF Credit WEUR Acc	FA BC		12.35	10.92	EUR	Euronext Bond Corporate EUR Z Acc	FA BC	2.42	2.62	5.68	EUR	
Algebris Financial Credit I EUR Acc	FA BC	7.65	6.97	10.28	EUR	NN (L) Euro Sust Crst I Cap EUR	FA BC	2.49	2.60	5.41	EUR	
AXAWF Euro 10 + LI I Cap EUR	FA BC	4.55	6.76	8.42	EUR	PrivilEdge NNIF Euro Crst I EUR Acc	FA BC		2.55	5.51	EUR	
AXAWF Euro Credit Total Ret I Cap EUR	FA BC	5.07	5.40	6.92	EUR	iShares Euro Inv Grd Corp Bld (acc) Inst Acc	FA BC	2.39	2.55	5.23	EUR	
Fonditalia Financial Credit Bond I	FA BC		5.20	8.97	EUR	AXAWF Euro Inflation Bonds I Cap EUR	FA BC	2.48	2.55	5.34	EUR	
BGF European High Yield Bond D2 EUR	FA BC	5.68	4.84	9.20	EUR	PIMCO GIS Euro Credit Inst EUR Acc	FA BC	2.73	2.51	5.15	EUR	
Janus Henderson Hran Euro HY Bd I2 EUR	FA BC	5.54	4.77	9.92	EUR	Franklin European Corp Bd I (acc) EUR	FA BC	2.63	2.48	4.99	EUR	
Tikehae Sulfin E Acc	FA BC	6.79	4.66	9.57	EUR	Stt Strt Euro Infl Link Bd Ix I EUR	FA BC	2.36	2.48	5.37	EUR	
BlueBay High Yield Bond B EUR	FA BC	5.08	4.64	8.72	EUR	MS INVF Euro Corporate Bond A	FA BC	2.85	2.47	6.14	EUR	
Kempen (Lux) Euro High Yield AN	FA BC		4.63	7.83	EUR	Nordica 1 - European Cross Credit BI EUR	FA BC	3.11	2.45	8.16	EUR	
M&G European HY Crst Invm A EUR Acc	FA BC	5.28	4.58	9.39	EUR	CS (Lux) SQ Euro Corporate Bond EB EUR	FA BC	2.44	2.45	4.30	EUR	
Nordica 1 - European Fixed Dbr BI EUR	FA BC	6.35	4.57	10.91	EUR	Nordica 1 - European Covered Bond BP EUR	FA BC	2.34	2.44	2.27	EUR	
						PIMCO GIS Euro Income Bond Inst EUR Acc	FA BC	3.77	2.43	5.41	EUR	
						NN (L) Euro Credit P Dis EUR	FA BC	2.27	2.42	5.70	EUR	





**I FONDI CON MARCHIO FUNDSPEOPLE 2021 DATI AL 23 MARZO 2021**

FONDO	MARCHIO	RENDIMENTO ANNUALIZZATO		VOLAT. 3 ANNI	VALUTA	FONDO	MARCHIO	RENDIMENTO ANNUALIZZATO		VOLAT. 3 ANNI	VALUTA
		5 ANNI	3 ANNI					5 ANNI	3 ANNI		
BGF Euro Corporate Bond A1 EUR	FA BC	2,45	2,42	5,25	EUR	Carinam Bcs Global Hi Yld I EUR Cap	FA BC	5,22	5,73	6,39	EUR
Franklin Euro High Yield A(Yld)EUR	FA BC	3,40	2,38	8,80	EUR	JPM Global Corp Bd A (acc) USD	FA BC	4,57	5,62	5,88	USD
BGF Euro Bond A2	FA BC	1,87	2,32	4,28	EUR	FvS Bond Opportunities EUR I	FA BC	5,35	5,59	6,41	EUR
Capital Group Euro Bond (LUX) B	FA BC	1,66	2,22	4,31	EUR	Schooner ISF Gbl Hi Yld C Acc USD	FA BC	6,80	5,57	11,26	USD
GFG Funds-Euro Global Bd I EUR Acc	FA BC	0,79	2,16	4,49	EUR	SLI Total Return Credit D Acc GBP	FA BC	5,28	5,23	8,36	GBP
Amundi Fds Euro Corp Bd I EUR C	FA BC	2,63	2,14	5,22	EUR	JPM Flexible Credit A (acc) USD	FA BC	5,19	5,22	6,74	USD
Vanguard SRI € Invest Grd Bd Idx € Acc	FA BC		2,14	3,96	EUR	T Rowe Price Gbl HY Bd A USD	FA BC	6,18	5,18	9,84	USD
Amundi Fds Euro Govt Bd A EUR C	FA BC	1,36	2,04	4,73	EUR	Vontobel TwentyFour Strat Inc G GBP	FA BC	6,18	5,18	7,23	GBP
M&G (Lux) Euro Corporate Bond Euro C Acc	FA BC	2,48	1,91	5,29	EUR	RMCO GIS Gbl Bd Instl USD Acc	FA BC	4,64	5,11	3,25	USD
Amundi Fds Euro Aggr Bd F2 EUR C	FA BC	1,39	1,88	5,22	EUR	BlueBay Gbl Inv Grd Corp Bd I EUR	FA BC	4,52	5,06	7,67	EUR
Amundi Fds Strategic Bd E2 EUR C	FA BC	2,50	1,81	8,84	EUR	Vontobel Bond Global Aggr AH Hdg USD	FA BC	3,68	4,83	10,67	USD
Generali IS Euro Aggregate Bd BX	FA BC	1,91	1,76	2,72	EUR	Fidelity Svt Strat Bd A Acc USD	FA BC	3,54	4,82	4,13	USD
Euronext Bonds Corporate Smart Esg Z EUR	FA BC		1,53	4,88	EUR	Carinam Svt Bd Gbl Hi Yld I € Acc	FA BC		4,75	5,18	EUR
Amundi Fds Optimal Yield E2 EUR C	FA BC	2,99	1,48	8,74	EUR	JPM Global Bond Opps A (acc) USD	FA BC	4,99	4,75	5,28	USD
BlackRock Defensive Yield Flex Acc EUR	FA BC		1,35	4,09	EUR	BGF Global High Yield Bonds CI USD	FA BC	5,53	4,68	9,04	USD
Primerica Sicav Euro Corporate Bond R	FA BC	1,19	1,21	6,00	EUR	UBAM Global High Yield Solution AC USD	FA BC	5,34	4,63	8,09	USD
Noxia1 - Low Dur Eurp Cov Bd BI EUR	FA BC		1,19	1,04	EUR	RMCO GIS Income E USD Acc	FA BC	5,05	4,55	6,12	USD
Wells Fargo (Lux)WF EUR SD Co I - RLURAcc	FA BC	1,40	1,14	3,74	EUR	HMCO GIS Gbl Bd Ex USD Instl USD Acc	FA BC	4,43	4,52	3,65	USD
Fidelity Euro Short Term Bond Y Acc EUR	FA BC	0,94	1,09	1,97	EUR	Robeco Global Credits IH EUR	FA BC	3,43	4,47	6,78	EUR
Generali IS Euro Bond 1/3Y BK	FA BC	1,16	1,02	2,05	EUR	DFAM L Bonus Universalis Uncens B	FA BC	3,77	4,46	8,43	EUR
AZ Fnd AZ Bond - Euro Corp A AZ Fd Acc	FA BC	1,45	0,95	6,01	EUR	MS INVF Global Fixed Income Opps Z	FA BC	5,26	4,39	6,30	USD
Pictet-EUR Short Term High Yield I EUR	FA BC	1,56	0,87	8,09	EUR	M&G Total Return Credit Invest F GBP H Acc	FA BC	4,41	4,24	5,15	GBP
ODDO BH F Euro Credit Short Dur DP EUR	FA BC	1,18	0,71	4,64	EUR	Fsch Bond Global Corporates BC	FA BC	3,52	4,23	6,39	CHF
Carmignac Sécurité A EUR Acc	FA BC	0,77	0,65	3,28	EUR	Muzinich Enhancedyield S-I H USD Acc A	FA BC	4,10	4,15	5,64	USD
Invesco Euro Short Term Bond C EUR Acc	FA BC	0,66	0,53	2,10	EUR	Schooner ISF Strat Credit C Acc GBP	FA BC	4,18	4,14	8,21	GBP
Fonditalia Euro Bond R	FA BC	0,26	0,47	2,05	EUR	M&G (Lux) Gbl H R HY Cl USD Acc	FA BC	4,87	4,10	11,20	USD
UBS (Lux) BF CHF P-acc	FA BC	0,00	0,45	4,42	CHF	Fidelity Global Bond A Dis USD	FA BC	3,74	4,10	4,59	USD
GS ESG Enh Euro Shts Du Bd Plus 1 Acc €	FA BC	0,65	0,44	2,14	EUR	Capital Group Global Bd (LUX) B EUR	FA BC	1,07	4,03	5,15	EUR
Tikehau Short Duration I EUR Acc	FA BC	0,95	0,40	2,22	EUR	Wellington Global HY Bond S EUR Acc H	FA BC	5,04	3,94	9,75	EUR
Anima Obbligazionario High Yield BT F	FA BC		0,38	10,86	EUR	GS Global Fixed Inc (Hdg) I Inc EUR	FA BC	2,27	3,88	3,97	EUR
Pictet-EUR Short Term Corp Bds I	FA BC	0,57	0,37	2,71	EUR	AXAWF Global Strategic Bds F Cap GBP H	FA BC	3,92	3,84	3,44	GBP
AXAWF Euro Credit Short Dur I Cap EUR	FA BC	0,45	0,34	2,38	EUR	BGF Global Inflation Linked Bd A2 USD	FA BC	4,00	3,70	2,37	USD
LUXIM BlackRock Grot Defensy Strats CX	FA BC	0,22	0,16	5,60	EUR	M&G (Lux) Gbl Macro Bd A USD Acc	FA BC	3,52	3,79	5,09	USD
DWS Invest ESG Euro Bonds (Short) FC	FA BC	0,37	0,11	1,93	EUR	Amundi Fds Gbl Aggr Bd I USD C	FA BC	3,58	3,74	6,32	USD
Pictet-EUR Short (Mid-Term) Bonds I	FA BC	0,06	0,00	1,37	EUR	BGF Fixed Income Global Opps A2	FA BC	3,74	3,64	5,37	USD
Schooner ISF EURO S/T Bd A Dis AV	FA BC	0,13	-0,07	1,46	EUR	Fidelity Gbl Sht Dur Inc A MD USD	FA BC	2,78	3,58	5,53	USD
Arca Risparmio	FA BC	-0,08	-0,09	1,92	EUR	Pictet Global Bonds I USD	FA BC	3,18	3,43	5,78	USD
EuroFundsLux - Floating Rate B	FA BC	-0,54	-0,10	3,89	EUR	Jupiter Dynamic Bond I EURO Inc	FA BC	3,08	3,34	4,72	EUR
MS INVF Short Maturity Euro Bond I	FA BC	0,11	0,16	1,50	EUR	MS INVF Global Bond I	FA BC	3,94	3,33	5,50	USD
Carinam Bcs Euro Short Term C EUR Cap	FA BC	-0,04	-0,25	1,44	EUR	Robeco High Yield Bonds DH €	FA BC	4,46	3,23	8,73	EUR
Tenecapital Bond Two Steps RfE Acc	FA BC	1,22	-0,26	4,01	EUR	Wellington Global Bond S USD Acc	FA BC	3,00	3,19	4,29	USD
BGF Euro Short Duration Bond A2 EUR	FA BC	-0,03	-0,27	1,94	EUR	RMCO GIS Gbl Rf Ret Instl EUR H Acc	FA BC	3,29	3,15	5,75	EUR
Raffaelsen Euro Short Term Rent R A	FA BC	-0,23	-0,28	1,43	EUR	iShares Green Bd Idx (IE) D Acc EUR	FA BC		3,09	4,30	EUR
Tenecapital Gbl Bd Sht Dur Instl Acc A	FA BC		-2,21	4,38	EUR	ERS I L Responsible Bond Global Impact I	FA BC	1,21	3,09	4,11	EUR
EIS Contingent Convertible Bonds I	FA BC				EUR	AS SICAV I Global Bond I Acc USD	FA BC	2,72	3,03	4,83	USD
Fidelity Euro Bond FAM L Acc	FA BC				EUR	AXAWF Global Green Bus I Dis EUR	FA BC	1,65	3,02	4,47	EUR
Fidelity Euro Short Term Bond FAM L Acc	FA BC				EUR	Mirabao Global Strategic Bd A USD Acc	FA BC	3,24	3,02	5,07	USD
Janus Henderson Euro Corp Bd FAM LEUR Acc	FA BC				EUR	Amundi Regps Investing Imp Gr Bds I C	FA BC		2,98	4,47	EUR
L&G Euro High Alpha Corp Bond I EUR Acc	FA BC				EUR	JPM Global Strat Bd A perf (acc) USD	FA BC	3,09	2,97	3,08	USD
RMCO Obbligazionario Profit Ins EUR Acc	FA BC				EUR	Invesco Global Trl Ret EUR Bd C EUR Acc	FA BC	2,93	2,89	4,32	EUR
<b>Fixed Income Miscellaneous</b>						Fonditalia Opportunities Divers Inc S	FA BC		2,88	6,53	EUR
SWC (LUX) BF Responsible COCO DTH CHF	FA BC	6,75	4,51	14,64	CHF	Fondo Alto Internazionale Obblig A	FA BC	0,85	2,84	5,38	EUR
Muzinich Eurp Loans EUR Acc Founder	FA BC		2,94	12,15	EUR	FISCH Bond Global High Yield AL2	FA BC	4,29	2,79	9,31	EUR
Invesco India Bond C USD Acc	FA BC	4,47	2,85	8,00	USD	AXAWF Global Int Bds I Cap EUR	FA BC	2,57	2,78	5,21	EUR
Euronext Securitized Bond ZD EUR Inc	FA BC		-0,01	7,03	EUR	AXAWF Global High Yield Bds F Dis EUR H	FA BC	4,49	2,78	8,71	EUR
Euronext Obbligazioni Edizione Più	FA BC				EUR	Euronext Absolute Green Bonds Z Acc	FA BC		2,78	7,87	EUR
<b>Global Fixed Income</b>						Euronext Global Bond Z EUR	FA BC		2,68	5,51	EUR
Nomura Fds Global Dynamic Bond I USD	FA BC	8,63	9,40	7,19	USD	Schooner ISF Gbl Infl-Lkd Bd C Acc EUR	FA BC	2,61	2,57	5,43	EUR
F20 Multi Aggregator R USD	FA BC	8,64	8,82	7,80	USD	LUXIM Twentyfour Global Strategic Bd HX	FA BC	2,88	2,54	6,72	EUR
Legg Mason BW Gbl Inc Opt FR S Djs (M) e	FA BC	7,26	8,30	6,16	USD	Schooner ISF Global Bond A Dis AV	FA BC	2,95	2,45	6,99	USD
BlueBay Global High Yield Bd B USD	FA BC	7,42	7,86	9,11	USD	Primerica Sicav Global Inflation Link I	FA BC		2,22	2,59	EUR
Vanguard Global Credit Bond Ins USDH Acc	FA BC		7,86	5,84	USD	Amundi Fds Optimal Yld S/T I2 EUR C	FA BC		2,15	10,16	EUR
Janus Henderson Firm Gbl HY Bd I2 USD	FA BC	8,61	7,52	10,49	USD	JPM Global Government Bond A (acc) EUR	FA BC	1,06	2,08	3,58	EUR
Baillie Gifford WW Gbl Strat Bd B S Acc	FA BC	6,85	7,21	6,10	USD	Carmignac PF Global Bond A EUR Acc	FA BC	2,94	1,97	10,11	EUR
M&G (Lux) Gbl Corp Bd C USD Acc	FA BC	6,16	7,13	5,82	USD	Noxia1 - Flexible Fixed Income BI EUR	FA BC	0,97	1,38	1,97	EUR
Aegion Strategic Global Bd B Inc EUR Hdg	FA BC	4,69	6,92	7,66	EUR	Euronext Absolute High Yield Z EUR	FA BC		1,17	5,40	EUR
Threeoneone (Lux) Gbl Corp Bd Iu	FA BC	5,76	6,80	5,96	USD	Quaestio Solutions Funds Gbl Mic Bd I Acc	FA BC	1,10	1,07	5,06	EUR
JR FJ Global Quality High Yield USD K	FA BC		6,68	8,18	USD	Mediolum Ch International Bond LH A	FA BC	0,91	0,55	3,51	EUR
Invesco Global Inv Grd Corp Bd LEUR Acc	FA BC	3,54	6,58	6,89	EUR	Templeton Global Bond A (Misc) USD	FA BC	0,86	-1,07	6,16	USD
RMCO GIS Divers Inc Instl USD Acc	FA BC	6,96	6,54	7,18	USD	Templeton Global Trl Ret A(acc) USD	FA BC	0,31	-3,17	8,02	USD
Janus Henderson Firm Strat Bd A2 USD	FA BC		6,13	5,52	USD	Anima Obbligazionario Flexible F	FA BC				EUR
Capital Group Gbl H Inc Opps (LUX) B	FA BC	5,44	5,99	10,27	EUR	LUXIM Fidelity Global Low Duration FX	FA BC				EUR
Schooner ISF Gbl Corp Bd A Dis MV	FA BC	4,96	5,89	7,06	USD	EIS Global Bond I	FA BC				EUR
Muzinich Global Tact Cret H USD Inc Fndr	FA BC	5,14	5,88	5,63	USD	Invesco Global Trl Ret Bd FAM L EUR Acc	FA BC				EUR

La proprietà intellettuale è riconducibile alla fonte specificata in testa alla pagina. Il ritaglio stampa è da intendersi per uso privato





I FONDI CON MARCHIO FUNDSPEOPLE 2021

DATI AL 23 MARZO 2021

FONDO	MARCHIO	RENDIMENTO ANNUALIZZATO		VOLAT. 3 ANNI	VALUTA	FONDO	MARCHIO	RENDIMENTO ANNUALIZZATO		VOLAT. 3 ANNI	VALUTA
		5 ANNI	3 ANNI					5 ANNI	3 ANNI		
<b>US Fixed Income</b>						<b>Europe Equity Large Cap</b>					
TCW Fds MetWest High Yield Bd IU	FA BC	7,42	8,05	6,25	USD	DNCA Invest Norden Europe Q EUR	FA BC		25,54	16,24	EUR
PGIM Broad Market US HY Bd USD I Acc	FA BC	8,30	7,90	9,16	USD	MS INV F Europe Opportunity Z	FA BC		22,69	15,35	EUR
PineBridge USD Inv Grd Crat X USD Acc	FA BC		7,66	7,45	USD	Mirova Europe Environmental Eq I/A EUR	FA BC	11,99	16,41	18,01	EUR
NN (U) US Credit P Cap USD	FA BC	5,58	7,19	7,24	USD	Comgest Growth Europe Opps EUR Acc	FA BC	16,36	15,74	18,68	EUR
Lord Abbett Multi Sector Inc I USD Acc	FA BC	8,14	7,11	9,07	USD	BGF Continental Eurp Flex E2 EUR	FA BC	12,85	15,31	18,27	EUR
Wells Fargo (Lux) WF S IG Crat I S Net Inc	FA BC		6,99	6,45	USD	Thraceonede Pan Eurp Focus Ins Acc GBP	FA BC	11,31	14,51	14,56	GBP
Caristiam GF US HY Corporate Bds IG acc	FA BC		6,87	8,76	GBP	Comgest Growth Europe EUR Acc	FA BC	11,41	14,34	14,11	EUR
Capital Group US Corp Bd (Lux) Z	FA BC	5,36	6,88	6,10	USD	Caristiam PF Grande Europe A EUR Acc	FA BC	11,52	14,05	14,66	EUR
MFS Meridian US Corporate Bond II USD	FA BC	7,93	6,87	8,76	GBP	Caristiam Eqs L Eurp Innov C EUR Cap	FA BC	11,37	13,96	14,26	EUR
FIMCO GIS US Hi Yld Bd Inral USD Acc	FA BC	7,05	6,11	8,87	USD	NN (U) European Sust Eq I Cap EUR	FA BC	11,37	13,86	15,63	EUR
AXAWF US High Yield Bonds I Cap USD	FA BC	7,38	6,10	7,57	USD	Fidelity European Dynamic Gr A Dis EUR	FA BC	11,15	13,84	15,56	EUR
UBAM - US High Yield Bond I C USD	FA BC		5,98	8,26	USD	Nordes 1 - Nordic Stars Equity BI EUR	FA BC	10,95	13,82	17,65	EUR
Amundi Fds Pioneer US Bd A2 EUR C	FA BC	2,38	5,97	5,71	EUR	DPAM INVEST B Equities Europe Sust B Cap	FA BC	11,46	13,75	15,83	EUR
JPM Income A (acc) USD	FA BC	5,55	5,54	6,87	USD	DNCA Invest SRI Europe Gr I EUR	FA BC	11,53	13,54	14,24	EUR
Schroder ISF US Dlr Bd C Dis USD AV	FA BC	4,00	5,48	4,02	USD	AXAWF Fram Switzerland F Cap CHF	FA BC	13,43	13,04	13,59	CHF
TCW Fds MetWest Total Return Bd IU	FA BC	3,64	5,43	3,45	USD	BSF European Opps Extension A2 EUR	FA BC	11,92	11,96	17,67	EUR
FIMCO GIS Trf Ret Bd Inral USD Acc	FA BC	4,02	5,10	3,63	USD	AS SICAV I European Eq A Acc EUR	FA BC	9,95	11,94	14,64	EUR
JPM US Aggregate Bond A (Inal) USD	FA BC	2,88	4,45	3,54	USD	Thraceonede (Lux) European Select IE	FA BC	9,86	11,89	14,59	EUR
Amundi Fds Pirr Strat Inc A USD C	FA BC	3,93	4,32	8,29	USD	Thraceonede European Sel Ins Acc GBP	FA BC	11,69	11,37	15,51	GBP
GS US Mortgage Bldd Secs I Inc USD	FA BC	2,83	4,31	1,97	USD	BGF European Focus A2	FA BC	9,41	11,36	15,50	USD
Vanguard U.S. Govt Bd Ick \$ Acc	FA BC	2,27	4,21	4,31	USD	UBS (Lux) Eq Eurp Opp Sat (EUR) P acc	FA BC	7,13	11,12	14,76	EUR
Pictet USD Government Bonds P USD	FA BC	2,15	4,20	4,83	USD	MFS Meridian European Value AI EUR	FA BC	8,75	11,04	14,30	EUR
Franklin Strategic Income I (acc) USD	FA BC	4,02	4,01	7,31	USD	Echiquier Positive Impact Europe A	FA BC	11,12	10,78	14,71	EUR
JPM Global High Yield Bond C (acc) EURH	FA BC	4,74	3,50	11,95	EUR	Caristiam Sat Eq Euro I Acc €	FA BC	9,11	10,67	16,45	EUR
GS US Dollar Short Dur Bond I Acc USD	FA BC		3,24	1,54	USD	JB Eq Global Excll Eurp EUR B	FA BC	8,40	10,61	13,62	EUR
MS INV F US Dollar Short Duration Bond Z	FA BC		2,81	1,24	USD	Amundi Fds Eurp Eq Green Imp I EUR C	FA BC	7,47	10,03	18,98	EUR
JPM Income Opp A perf (acc) EURH	FA BC	0,71	-0,57	7,01	EUR	LO Funds Swiss Equity CHF NA	FA BC	11,84	9,86	12,79	CHF
Loomis Sayles US Core Plus Bd NIA USD	FA BC				USD	BGF European Special Situations A2	FA BC	10,75	9,76	15,50	USD
<b>Asia Equity</b>						<b>Mandarinne Active G</b>					
JPM Pacific Equity A (Inal) USD	FA BC	17,55	14,02	17,20	USD	Fidelity Sustainable Euroz Eq E-Acc-EUR	FA BC	7,65	9,59	17,36	EUR
Fidelity Pacific A Dis USD	FA BC	13,43	10,31	20,90	USD	UBAM Swiss Equity AC CHF	FA BC	10,95	9,53	13,30	CHF
Gamax Asia Pacific A	FA BC	10,47	7,13	16,89	EUR	Caristiam Sust Europe C Cap	FA BC	8,07	9,48	16,45	EUR
<b>Asia ex-Japan Equity</b>						<b>DPAM Equities L EMU SRI MSCI Index B</b>					
MS INV F Asia Opportunity Z	FA BC		22,10	20,20	USD	UBS (Lux) EF Euro Counts Oppo (EUR) P	FA BC	7,90	9,42	16,49	EUR
Fidelity Asia Pacific Opps Y Acc EUR	FA BC	17,64	20,14	20,10	EUR	LO Funds Europe High Convex EUR ND	FA BC	8,63	9,36	14,84	EUR
Matthews Asia Ex Japan Div I USD Acc	FA BC	19,69	15,80	17,45	USD	Uninstitutional Eurp Eq Concentrated	FA BC	9,01	9,30	16,75	EUR
JPM Asia Growth A (acc) USD	FA BC	19,75	15,70	19,33	USD	Janus Henderson Pan Eurp RE Acc	FA BC	7,59	9,25	16,87	EUR
GAM Multistock Asia Focus Equity USD C	FA BC	20,66	14,78	19,29	USD	CS European Dividend Value FB EUR	FA BC	10,43	9,21	16,15	EUR
L. Rowe Price Asian Opp Eq I USD	FA BC	18,05	14,60	18,12	USD	Caristiam Sat Eq EMU I € Acc	FA BC	9,45	9,10	18,71	EUR
Gem Asia I	FA BC		14,25	19,83	EUR	AXAWF Fram Eurozone RI F Cap EUR	FA BC	8,79	8,94	17,67	EUR
Schroder ISF Emerging Asia C Acc USD	FA BC	19,13	14,23	19,72	USD	Questio Solutions Funds Eur Bd Eq I Acc	FA BC	8,58	8,84	16,41	EUR
Nikko AM Asia Ex Japan A USD	FA BC	15,93	14,22	19,47	USD	CS (Lux) Europe Quality Gr Eq EB EUR	FA BC	9,29	8,81	19,97	EUR
LO Funds Asia High Convex USD PA	FA BC	18,85	13,77	17,93	USD	Thraceonede (Lux) Pan Eur Eq Dv 9EP EUR	FA BC	5,94	8,77	18,44	EUR
Thraceonede Asia Ins Acc GBP	FA BC	17,27	13,74	20,25	GBP	DPAM INVEST B Equities Euroland A Dis	FA BC	10,16	8,76	16,44	EUR
Mirova Asset Asia Great Consumer Eq I USD	FA BC	16,36	13,73	17,51	USD	Eleva UCITS Eura Euroland Sel I EUR acc	FA BC		8,72	19,68	EUR
Invesco Asian Equity C USD AD	FA BC	16,62	11,95	20,99	USD	Vantobel European Equity A EUR	FA BC	5,11	8,71	13,57	EUR
Fidelity Sustainable Asia Eq A Dis USD	FA BC	16,23	11,90	18,82	USD	G Fund Total Return All Cap Europe IC	FA BC	6,57	8,61	14,16	EUR
UBS (Lux) KSS Asian Eqs S USD P Acc	FA BC	17,66	11,90	19,81	USD	MFS Meridian European Research A3 EUR	FA BC	7,44	8,51	14,67	EUR
Invesco Asia Opportunities Eq C USD Acc	FA BC	15,72	11,65	18,06	USD	Pictet-Quest Europe Sust Eqs P EUR	FA BC	6,61	8,49	16,59	EUR
Schroder ISF Asian Opporita A Dis USD AV	FA BC	17,05	11,56	20,21	USD	Eleva UCITS Eleva Eurp Sel I EUR acc	FA BC	9,35	8,29	18,37	EUR
PSSA Asian Eq Plus I USD Inc	FA BC	13,99	11,09	16,46	USD	HSBC GIF Euroland Growth MIC	FA BC	8,55	8,20	18,37	EUR
UBS (Lux) ES As Smbr Cons (USD) P acc	FA BC	13,17	11,04	18,49	USD	Generali IS SRI Ageing Population AY EUR	FA BC	8,09	7,86	16,14	EUR
PSSA Asia Focus III USD Acc	FA BC	13,90	10,22	15,86	USD	iShares European Index (IE) Flex Acc EUR	FA BC	7,44	7,58	16,98	EUR
Templeton Asian Growth A (Inal) USD	FA BC	13,11	8,54	19,67	USD	Fidelity European Div Y Acc EUR	FA BC	5,71	7,48	16,29	EUR
<b>Australia &amp; New Zealand Equity</b>						<b>EdR SICAV Euro Sustainable Eq A EUR</b>					
AS SICAV I AUS Equity A Acc AUD	FA BC	9,11	8,76	20,85	AUD	OF Fnd Inv RS Euro Eq Smt Beta XL A/I	FA BC	8,61	7,25	17,51	EUR
<b>Consumer Goods &amp; Services Sector Equity</b>						<b>Mirova Euro Sustainable Equity RIA EUR</b>					
Invesco Gbl Consum Trms A USD Acc	FA BC	24,18	23,76	26,83	USD	Sycomore Share Growth A	FA BC	6,63	6,76	12,88	EUR
LO Funds World Brands P EUR Acc	FA BC	19,46	20,20	20,15	EUR	BGF European Equity Income A2	FA BC	5,09	6,73	16,49	EUR
Fidelity Global Consum Inds A Dis EUR	FA BC	13,27	16,97	15,67	EUR	Alliance Valueur Durables RC	FA BC	7,61	6,72	16,46	EUR
Pictet Premium Brands I EUR	FA BC	13,13	16,56	21,35	EUR	JPM Europe Select Equity A (acc) EUR	FA BC	6,90	6,69	17,50	EUR
CPR Invest Food For Gens I EUR Acc	FA BC		11,19	16,77	EUR	Amundi Fds Eurp Equity Grov I EUR C	FA BC	5,77	6,55	13,16	EUR
<b>Energy Sector Equity</b>						<b>Amundi Fds Euroland Equity E2 EUR C</b>					
BGF Sustainable Energy A2	FA BC	16,73	20,24	20,07	USD	DWS Invest II Eurp Div XC	FA BC	6,22	6,34	15,84	EUR
Pictet-Clean Energy I USD	FA BC	17,63	19,35	22,47	USD	Cleome Index Europe Equities Y EUR Acc	FA BC	6,22	6,24	16,46	EUR
Euronext Azoris Energia E Mat Prime	FA BC	4,31	0,60	26,52	EUR	Amundi Aicamaro Val Eurp a dist A	FA BC	5,55	6,20	17,82	EUR
<b>Equity Miscellaneous</b>						<b>CS (Lux) European Div Plus Eq EB EUR</b>					
Pictet-Water I EUR	FA BC	11,34	14,31	17,36	EUR	HSBC RIF SRI Euroland Equity AC	FA BC	4,95	5,92	14,09	EUR
Pictet-Nutrition I USD	FA BC	11,55	11,42	15,66	EUR	Janus Henderson Fran Euroland A2 EUR	FA BC	5,55	5,41	21,29	EUR
Euronext Sustainable Global Eq Z EUR Acc	FA BC		6,65	21,20	EUR	DPAM L Equities Conviction Research B	FA BC	6,17	5,40	14,01	EUR
<b>Europe Emerging Markets Equity</b>						<b>New Capital Dynamic Eurp Eq EUR Crd Inc</b>					
Schroder ISF Emerging Europe C Acc EUR	FA BC	11,75	5,25	26,41	EUR	Euronext Top European Research Z EUR Acc	FA BC	5,14	4,87	14,90	EUR
Dela Convergence Aktien CF	FA BC	8,48	4,51	22,81	EUR	Fonditalia Equity Europe R	FA BC	4,36	4,47	16,09	EUR
						JPM Europe Equity Plus A perf (acc) EUR	FA BC	5,30	4,03	18,82	EUR



I FONDI CON MARCHIO FUNDSPEOPLE 2021

DATI AL 23 MARZO 2021

FONDO	MARCHIO	RENDIMENTO ANNUALIZZATO		VOLAT. 3 ANNI	VALUTA	FONDO	MARCHIO	RENDIMENTO ANNUALIZZATO		VOLAT. 3 ANNI	VALUTA
		5 ANNI	3 ANNI					5 ANNI	3 ANNI		
Euromobilità PIR Italia Arbitrario A	ABC		3,91	18,39	EUR	Robeco Global Consumer Trends D €	ABC	19,30	22,95	17,35	EUR
Schroder ISF EURO Equity C Ds EUR AV	ABC	6,58	3,88	20,56	EUR	MS INVF Global Opportunity Z	ABC	25,58	22,73	19,55	USD
AB Europeana Eq PFI/Acc	ABC	7,83	3,41	21,52	EUR	Artisan Global Discovery I USD Acc	ABC		22,70	18,86	USD
Investo Pari Eur Struct Eq C EUR Acc	ABC	4,17	3,36	15,83	EUR	T. Rowe Price Gbl Foc. Gr. Eq A USD	ABC	22,84	22,27	20,63	USD
Amundi Fds European Eq Val M2 EUR C	ABC	6,97	3,36	24,88	EUR	CPR Invest. Gbl Dirpt. Opp R EUR Acc	ABC		21,79	21,69	EUR
AB European Eq PFI A Acc	ABC	5,46	2,10	20,40	EUR	Loomis Sayles Global Gr. Eq QIA USD	ABC		20,10	17,38	USD
JPM Europe Strategic Dividend A (acc) EUR	ABC	2,52	1,87	20,25	EUR	Artisan Global Opportunities I EUR Acc	ABC	17,56	20,03	17,53	EUR
Tenescapital Secular Euro Intl € Acc	ABC	2,86	0,90	16,53	EUR	Schroder ISF Gbl Cirt. Chg. Eq C Acc USD	ABC	18,81	19,99	20,20	USD
Schroder ISF Eurp. Div. Meris. C Acc EUR	ABC	-0,32	-4,08	19,88	EUR	AMP Capital Global Companies I USD Acc	ABC		19,93	17,09	USD
JPMorgan European Equity FAMIL EUR Inc.	ABC				EUR	Threeasneedle (Lux) Global Focus W	ABC	16,90	18,50	16,01	USD
Interfund Learn Equity Europe A	ABC				EUR	Legg Mason MG Gbl L-T. Uncans. S GBP Acc	ABC		18,38	15,81	GBP
<b>Europe Equity Mid/Small Cap</b>											
Nordica 1 - Nordic Equity Small Cap BP SEK	ABC	19,19	18,10	18,70	SEK	Robeco Sust. Gbl Stars Eqs Fd EUR	ABC	14,76	18,18	18,20	EUR
Comgest Growth Eur Smf. Coms EUR Acc	ABC	16,39	16,42	18,69	EUR	Robeco Sustainable Gbl Stars Eqs D EUR	ABC	13,65	18,11	17,62	EUR
Wellington Pan Eurp. Sm Cap Eq S EUR Acc/Oh	ABC		13,33	19,22	EUR	DRAM INVEST B Equities World Sust A Dis	ABC	14,41	17,92	15,37	EUR
Threeasneedle (Lux) Pan Eurp. Smf. Cap Opps AE	ABC	12,70	12,33	19,11	EUR	Nikko AM Global Equity A USD Acc	ABC	17,37	17,91	16,88	USD
BGF Swiss Small & Mid Cap Opps A2 CHF	ABC	15,78	11,98	16,17	CHF	Capital Group New Pers. (LUX) ZL	ABC	17,38	17,68	18,90	USD
Echiquier Entrepreneurs A	ABC	14,88	11,51	17,65	EUR	Vontobel Clean Technology I EUR	ABC	13,95	17,40	20,03	EUR
T. Rowe Price Eur Smf. Cm Eq I EUR	ABC	14,16	11,27	20,88	EUR	UBAM 30 Global Leaders Equity IFC USD	ABC	15,46	17,14	15,68	USD
Echiquier Agence SRI Mid Cap Eurp A	ABC	12,48	10,92	14,93	EUR	Fundsmith Equity I EUR Acc	ABC	15,16	17,08	15,38	EUR
Threeasneedle Eurp. Smf. Coms Inc. Acc GBP	ABC	14,28	10,88	19,04	GBP	Artisan Global Equity I USD Acc	ABC	17,70	16,85	16,54	USD
Echiquier Agence Mid Cap Europe B EUR	ABC	12,44	10,81	15,07	EUR	Ugi Sustainable EF Global (EUR) IM	ABC	13,25	16,30	16,54	EUR
Arca Economia Reale Equity Italia I	ABC	14,52	10,31	20,48	EUR	Saifern World Growth CHF F-R	ABC	14,94	16,14	18,67	CHF
Océo BHF Avenir Europe CR EUR	ABC	10,45	8,44	17,82	EUR	Wellington Gbl Quality Gr. S S Acc UnH	ABC	16,87	16,00	16,78	USD
Symphonie Azoriano Small Cap Italia	ABC	12,63	7,57	18,93	EUR	DRAM Equities L World SRI MSCI Index F	ABC		15,94	17,00	EUR
Sycomore Fund Happy @ Work I	ABC	8,90	6,97	16,61	EUR	DINCA Invest Beyond Global Leaders I EUR	ABC	13,46	15,93	17,04	EUR
Amira Investiva Italia F	ABC	11,58	6,92	22,26	EUR	Pictet - Security I USD	ABC	15,00	15,83	18,67	USD
Océo BHF Avenir Euro CR EUR	ABC	9,67	5,85	19,40	EUR	Pictet - Global Emer. Opps I USD	ABC	16,45	15,58	18,72	USD
Amundi Fds European Eq Sm Cap A EUR C	ABC	5,70	4,51	22,48	EUR	Aviva Investors Gbl Eq Endur I USD Acc	ABC		15,56	17,91	USD
<b>Financials Sector Equity</b>											
Jupiter Financial Innovat L GBP A Inc	ABC	14,95	12,24	23,75	GBP	Federated Hermes Imp Opps Eq X USD Acc	ABC		15,36	19,97	USD
Polar Capital Global Ins A GBP Inc	ABC	10,07	7,10	18,44	GBP	Ardevora Global Long Only Eq C GBP Acc	ABC	16,48	15,05	19,13	GBP
<b>Global Emerging Markets Equity</b>											
Carriagae PI Emergents F EUR Acc	ABC	13,43	17,75	20,71	EUR	Vanguard ESG Dev Wbl All Cap Eq Inc EUR Acc	ABC	11,96	14,77	18,15	EUR
Nordica 1 - Emerging Stars Equity BI EUR	ABC	16,34	14,18	20,91	EUR	Ugi Sustainable Equity Global E USD	ABC		14,76	16,52	USD
Threeasneedle Global EM Eq Inc Acc GBP	ABC	14,33	13,47	22,80	GBP	Amundi IS MSCI World IE - C	ABC	11,97	14,54	18,42	EUR
Fidelity Emerging Mkts Foc I Acc USD	ABC	7,13	13,47	18,94	USD	Pictet - Global Megatrend Sel I USD	ABC	15,22	14,49	18,37	USD
BGF Emerging Markets A2	ABC	16,98	12,61	20,05	USD	MS INVF Global Quality Z	ABC	13,58	14,46	15,24	USD
Wellington EM Development S USD Acc UnH	ABC	17,52	12,59	19,90	USD	Pictet - Smart City I cm GBP	ABC	11,28	14,44	17,87	GBP
JPM Emerging Markets Equity A (dis) USD	ABC	17,01	12,25	20,34	USD	Fidelity Global Focus A Dis USD	ABC	14,98	14,43	16,79	USD
Gem Equity I	ABC	15,45	11,59	20,66	EUR	Pictet - Global Thematic Opps I GBP	ABC		14,40	18,61	GBP
Capital Group New World (LUX) Z	ABC	13,87	11,46	18,24	USD	Carriagae Em L Gbl Demography C EUR Cap	ABC	12,04	14,60	17,85	EUR
Schroder ISF Em Mkts Eq Alp C Acc USD	ABC		11,45	21,09	USD	iShares Dev/Ex Tho Idx (IE) Flex Dist	ABC	14,10	14,24	18,39	GBP
GQG Partners Emerging Mkts Eq I EUR Acc	ABC		11,01	18,05	EUR	JPM Global Focus A (dist) EUR	ABC	12,65	14,19	20,31	EUR
Carriagae SRI Em Mkts R € Acc	ABC	14,50	10,93	20,21	EUR	Euronext Azoriano Intl Euro	ABC	11,10	14,18	18,96	EUR
Federated Hermes Gbl Em Mkts R EUR Acc	ABC	14,00	10,54	20,88	EUR	Ninety One GSF Gbl Frds I Acc USD	ABC	12,38	14,10	15,07	USD
Direhaus Em Mkts Sust Eq C USD Acc	ABC	15,46	10,50	18,45	USD	Fidelity World A Dis EUR	ABC	12,67	14,09	19,03	EUR
Wells Fargo (Lux) WF EM Eq I USD Acc	ABC	14,71	10,32	19,90	USD	L&G World Equity Index I GBP Acc	ABC		14,04	18,24	GBP
Alliance GEM Equity High Div I EUR	ABC	12,25	9,81	19,60	EUR	RobecoSAM Global SDG Equities S EUR Acc	ABC		14,02	14,10	EUR
Schroder ISF Gbl Em Mkts Opps C Acc USD	ABC	16,16	9,76	21,53	USD	RobecoSAM Gbl Gndr Eqly Imp bps I EUR	ABC	12,02	13,87	16,56	EUR
Fidelity Em Mkts A DIST USD	ABC	13,77	9,60	20,63	USD	Carriagae Investment A EUR Acc	ABC	10,89	13,59	18,99	EUR
Amundi Fds Em Mkts Eq Foc I USD C	ABC	13,06	9,43	19,28	USD	BNY Mellon Long Term Gbl Eq USD C Acc	ABC	13,61	13,46	16,46	USD
Wellington Emerging Mkt Eq S USD Acc UnH	ABC	15,28	9,38	21,44	USD	State Street World ESG Index Eq I USD	ABC	13,42	13,41	17,69	USD
Carriagae Em L Em Mkts C EUR Cap	ABC	13,31	9,36	20,76	EUR	MS INVF Global Brands A	ABC	12,86	13,31	14,45	USD
Capital Group Em Mkts G (LUX) B	ABC	14,39	9,21	19,28	USD	Man GLS RI Global Sustainable Gr I USD	ABC	14,76	13,29	15,59	USD
JPM Emerging Markets Div A (acc) EUR	ABC	10,83	9,18	19,91	EUR	Ninety One GSF Gbl Cpl Eq Inc I Inc USD	ABC	10,26	13,26	14,42	USD
RWC Global Emerging Markets B USD	ABC	17,20	9,03	26,31	USD	Vontobel Global Equity A USD	ABC	13,37	13,24	16,27	USD
AS SICAV I EM Sat & Repln Invest Eol Acc S	ABC		8,87	21,73	USD	Russell Investments Gbl Lw Crbn Eq A USD	ABC		13,16	18,06	USD
Vontobel Intx Sust Em Mkts Ldrs I USD	ABC	16,33	8,38	18,33	USD	Fidelity Global Dividend I Acc EUR	ABC	8,54	13,72	13,68	EUR
Templeton Emerging Markets A (Yds) USD	ABC	14,48	8,37	20,80	USD	MS INVF Global Brands Eq Inc Z	ABC		13,11	13,79	USD
JPM Emerging Mkts Opps A (acc) USD	ABC	15,39	8,22	19,92	USD	Comgest Growth World USD Acc	ABC	15,62	12,97	13,31	USD
Schroder ISF Em Mkts A Dis USD AV	ABC	14,20	7,86	20,43	USD	Vanguard Gbl Stk Idx S Acc	ABC	13,27	12,92	18,18	USD
JPM Em Mkts Small Cap A (acc) perf EUR	ABC	10,58	7,83	20,73	EUR	AXAWF Global Factors Sust Eq I Cap USD	ABC	12,28	12,90	15,49	USD
iShares Emerg Mkts Idx (IE) Flex Acc GBP	ABC	13,23	7,62	19,72	GBP	Fidelity HRSI All Country Wbl I Acc GBP	ABC	12,99	12,86	17,45	GBP
Euronext Equity Emerging Mkts LTE Z Acc	ABC	10,17	7,29	20,02	EUR	Pictet - Quest Global Equities I EUR	ABC	9,88	12,84	16,28	EUR
Fisher Invest Intl Em Smf. Cap Eq ESG USD	ABC		7,22	23,60	USD	Fidelity Global Equity Inc I Acc USD	ABC	10,39	12,75	13,17	USD
CSIF (Lux) Equity Emerging Mkts QB EUR	ABC	10,95	7,16	19,17	EUR	Minbaud Sustainable Gbl Foc A USD Acc	ABC	14,13	12,71	15,81	USD
Schroder ISF Gbl Em Smf. Coms C Acc USD	ABC	11,08	6,72	22,40	USD	Fundquest Ethicworld BA/I	ABC	11,02	12,63	17,51	EUR
Vontobel Emerging Markets Eq A USD	ABC	9,32	6,16	17,96	USD	CS (Lux) Security Equity BH CHF	ABC	12,74	12,34	23,53	CHF
Pictet Emerging Markets Index I USD	ABC	12,23	5,90	19,29	USD	DWS Invest ESG Equity Income XD	ABC		12,29	14,24	EUR
<b>Global Equity Large Cap</b>											
MS INVF Global Advantage Z	ABC	28,25	30,16	24,05	USD	MFS Meridian Global Rrch Focus AI USD	ABC	12,24	12,16	16,69	USD
GAM Star Disruptive Gr Intl USD Acc	ABC	31,32	29,57	20,92	USD	LUX IM Pictet Future Trends LX	ABC	-7,37	11,85	19,33	EUR
DRAM INVEST B Eas NewGems Sust A Dis	ABC	18,91	24,03	18,82	EUR	Garnax Funds Junior A	ABC	10,23	11,74	15,03	EUR
						Dimensional Global Core Equity A	ABC	12,63	11,69	19,71	USD
						MFS Meridian Global Equity AI USD	ABC	11,41	11,48	18,27	USD
						Gunnison Global Equity Inc D USD Dist	ABC	10,76	10,99	15,85	USD
						Ardevora Global Equity B GBP Acc	ABC	13,68	10,85	16,29	GBP
						Amundi Fds Gbl Eq Sust Inc I2 EUR C	ABC	7,02	10,38	16,16	EUR

La proprietà intellettuale è riconducibile alla fonte specificata in testa alla pagina. Il ritaglio stampa è da intendersi per uso privato





I FONDI CON MARCHIO FUNDSPEOPLE 2021

DATI AL 23 MARZO 2021

FONDO	MARCHIO	RENDIMENTO ANNUALIZZATO		VOLAT. 3 ANNI	VALUTA	FONDO	MARCHIO	RENDIMENTO ANNUALIZZATO		VOLAT. 3 ANNI	VALUTA
		5 ANNI	3 ANNI					5 ANNI	3 ANNI		
M&G (Lux) GIB Dividendi CI USD Acc	<b>F A B C</b>	12,26	10,28	22,46	USD	iShares Japan Index (IE) Flex Acc USD	<b>F A B C</b>	10,83	7,69	17,31	USD
AB SICAV I Low Volatility Eq SI USD Acc	<b>F A B C</b>	10,42	10,24	14,49	USD	AS SICAV I Jpn Smk Corrs A Acc GBP	<b>F A B C</b>	11,65	7,58	20,03	GBP
BL Equities Dividendi A EUR	<b>F A B C</b>	7,22	10,16	11,88	EUR	Vanguard Jpn Stk Idx S Acc	<b>F A B C</b>	10,59	7,49	17,13	USD
BNY Mellon Global Equity Inc USD C Inc	<b>F A B C</b>	9,07	9,49	16,75	USD	Janus Henderson Hran Jpn Smr Corrs A2 USD	<b>F A B C</b>	11,46	7,47	20,49	USD
Capital Group World Div Grw (LUX) Z	<b>F A B C</b>	8,98	9,41	14,84	USD	Euronext Japan R Acc	<b>F A B C</b>	7,32	5,12	18,34	EUR
LUX IM Blackrock Global Equity Div FX	<b>F A B C</b>	8,64	9,26	16,62	EUR	<b>Latin America Equity</b>					
CS (Lux) Global Div Plus Eq EB USD	<b>F A B C</b>	8,59	7,51	15,29	USD	DWS Invest Brazil Equities LC	<b>F A B C</b>	17,81	12,38	39,86	EUR
AZ Fd 1 AZ Eq Gb Gr A AZ Acc	<b>F A B C</b>	8,74	7,40	23,44	EUR	DWS Invest Latin American Eq FC	<b>F A B C</b>	11,98	7,93	34,01	EUR
Anima Value Globale A	<b>F A B C</b>	7,90	7,35	21,38	EUR	Schroder ISF Latin American A Dis AV	<b>F A B C</b>	6,48	-2,84	34,06	USD
State Street GIB ESG Som Defv Eq I	<b>F A B C</b>	7,41	6,13	13,44	EUR	Threaneedle Latin America Retail Acc	<b>F A B C</b>	3,99	3,85	34,18	GBP
Antipodes Global F USD Acc	<b>F A B C</b>		5,43	15,15	USD	<b>Natural Resources Sector Equity</b>					
Schroder ISF GIB Div Mvmt C Acc USD	<b>F A B C</b>	6,50	2,03	21,76	USD	BGF World Mining A2	<b>F A B C</b>	18,56	13,44	28,34	USD
Mediolanum BB Dynamic Intl Val Opp LA	<b>F A B C</b>		0,83	19,00	EUR	AS SICAV I World ResEq S USD Acc	<b>F A B C</b>	10,72	6,73	23,70	USD
Fonditalia Millennials Equity T	<b>F A B C</b>				EUR	<b>Precious Metals Sector Equity</b>					
Fidelity World FAM L Acc	<b>F A B C</b>				EUR	DWS Invest Gold and Prec Metl Eqs FC	<b>F A B C</b>	12,35	20,38	35,18	EUR
Fidelity Global Dividend FAM A Acc	<b>F A B C</b>				EUR	BGF World Gold A2	<b>F A B C</b>	8,22	12,30	34,56	USD
Mediolanum Innovative Thematic Oppor L	<b>F A B C</b>				EUR	<b>Real Estate Sector Equity</b>					
<b>Global Equity Mid/Small Cap</b>						Real Estate Sector Equity					
Threaneedle (Lux) GIB Smk Corrs IE	<b>F A B C</b>	19,48	22,30	20,33	EUR	DWS Global Real Asset Securities Z2 USD	<b>F A B C</b>		11,25	16,11	USD
BNP Paribas Climate Impact Prod C	<b>F A B C</b>	14,97	18,53	20,05	EUR	Janus Henderson GIB RE Est Ile USD	<b>F A B C</b>	10,12	10,85	16,10	USD
Nordea 1 - Global Climate & Envr BI EUR	<b>F A B C</b>	17,26	18,38	20,05	EUR	Janus Henderson Hran GIB RHyEq S USD	<b>F A B C</b>	8,60	10,75	17,33	USD
L&G Global Small Cap Eq Idx C GBP Acc	<b>F A B C</b>		12,39		GBP	Alliance European Real Estate Sec AT EUR	<b>F A B C</b>	4,52	5,05	15,59	EUR
Vanguard Global Small-Cap Idx USD Acc	<b>F A B C</b>	13,73	11,33	23,01	USD	DPAM INVEST B RealEst Eur Sx Dis F	<b>F A B C</b>	5,48	4,18	16,75	EUR
<b>Greater China Equity</b>						<b>Technology Sector Equity</b>					
Matthews China Small Corrs Fd I USD Acc	<b>F A B C</b>	25,24	22,72	21,14	USD	Alliance Global Artifc Intlgc W EUR	<b>F A B C</b>		36,04	27,20	EUR
JPM China A Share Opps C (acc) EUR	<b>F A B C</b>	18,03	20,34	21,28	EUR	JPM US Technology A (dist) USD	<b>F A B C</b>	35,81	34,26	25,73	USD
JPM China A (dist) USD	<b>F A B C</b>	24,14	20,43	22,75	USD	BGF World Technology A2	<b>F A B C</b>	34,89	33,09	23,28	USD
Schroder ISF China A E Acc USD	<b>F A B C</b>		17,59	18,71	USD	Fidelity Global Technology A Dis EUR	<b>F A B C</b>	26,86	30,40	21,11	EUR
Schroder ISF Greater China C Acc USD	<b>F A B C</b>	21,21	16,36	20,23	USD	Franklin Technology A Acc USD	<b>F A B C</b>	29,33	28,84	21,40	USD
BNP Paribas China Eq Cl D	<b>F A B C</b>	21,10	16,17	20,04	USD	Janus Henderson GIB TechWinnr I2 USD	<b>F A B C</b>	29,28	26,66	19,81	USD
Robeco Chinese Equities D E	<b>F A B C</b>	17,96	15,98	21,57	EUR	Polar Capital Global Tech Inc	<b>F A B C</b>	31,06	25,64	19,17	USD
UBS (Lux) EF Greater China (USD) P	<b>F A B C</b>	22,07	14,99	19,79	USD	AS SICAV I Global Inno Eq A Acc GBP	<b>F A B C</b>	22,04	25,35	20,16	GBP
Euronext Equity China A Z Acc	<b>F A B C</b>		13,52	21,53	EUR	Pictet - Robotics I oty EUR	<b>F A B C</b>	24,45	24,95	23,07	EUR
UBS (Lux) EF China Oppol(USD) P USD Acc	<b>F A B C</b>	21,17	13,33	18,29	USD	Pictet-Digital PUSD	<b>F A B C</b>	20,31	17,33	17,98	USD
UBS (Lux) Invm CHN A Opp USD P Acc USD	<b>F A B C</b>	24,83	13,29	19,22	USD	CS (Lux) Robotics Equity SB USD	<b>F A B C</b>		16,75	22,69	USD
Invesco Greater China Equity A USD Acc	<b>F A B C</b>	17,07	12,42	18,56	USD	<b>UK Equity Large Cap</b>					
Templeton China A (acc) USD	<b>F A B C</b>	16,25	12,14	18,31	USD	Liontrust GF Spec Sits G3 Intl Acc E	<b>F A B C</b>	10,59	8,30	14,66	GBP
AS SICAV I All China Equity A Acc USD	<b>F A B C</b>	15,12	11,90	20,13	USD	Threaneedle (Lux) UK Equity Income IG	<b>F A B C</b>		5,08	17,30	GBP
Fidelity China Consumer Y Acc USD	<b>F A B C</b>	17,86	10,92	19,48	USD	<b>US Equity Large Cap Blend</b>					
Threaneedle China Opps Ins Acc GBP	<b>F A B C</b>	17,14	9,98	20,33	GBP	Wells Fargo (Lux) WF USALCpGr I USD Acc	<b>F A B C</b>	24,00	24,16	22,27	USD
FSSA Hong Kong Growth III USD Acc	<b>F A B C</b>	16,13	8,49	17,87	USD	DPAM Equities L SRI MSCI Index F	<b>F A B C</b>		21,07	17,49	EUR
Fonditalia Equity China T	<b>F A B C</b>	12,95	6,96	20,82	EUR	Franklin US Opportunities A(acc) USD	<b>F A B C</b>	19,33	20,00	20,14	USD
<b>Healthcare Sector Equity</b>						Armond Inv US Equity X	<b>F A B C</b>		19,72	18,76	EUR
CS (Lux) Digital Health Equity SB USD	<b>F A B C</b>		33,07	24,87	USD	AAF Panassus US Sust Eqs C EUR Acc	<b>F A B C</b>		19,28	16,14	EUR
Polar Capital Biotech S Inc	<b>F A B C</b>	22,89	20,78	22,62	USD	Ninety One GSF American Fran A Inc USD	<b>F A B C</b>	18,32	17,48	16,27	USD
JPM Global Healthcare C (acc) USD	<b>F A B C</b>	13,26	16,80	16,79	USD	Fiera Capital US Equity B Acc	<b>F A B C</b>	16,41	17,33	17,70	USD
Janus Henderson GIB Life Scn I2 USD	<b>F A B C</b>	14,57	15,84	17,61	USD	DPAM Capital B Eqs US Idx B EUR Cap	<b>F A B C</b>	14,19	17,26	18,65	EUR
Fidelity Global Health Care A Dis EUR	<b>F A B C</b>	9,38	15,79	14,03	EUR	Armond Fds US Pioneer Fund A USD C	<b>F A B C</b>	15,28	17,22	17,51	USD
Vanopartner MIV Global Medtech PI CHF	<b>F A B C</b>	15,41	15,45	17,60	CHF	JPM US Equity All Cap C (acc) USD	<b>F A B C</b>	17,21	16,94	20,71	USD
AB International HC AX USD Acc	<b>F A B C</b>	14,08	15,41	14,71	USD	Euronext Equity USA Z Acc	<b>F A B C</b>	14,07	16,72	19,01	EUR
BGF World Healthscience A2	<b>F A B C</b>	13,01	14,45	15,06	USD	StockPLUS™ Intl USD Acc	<b>F A B C</b>	16,31	16,72	19,44	USD
Pictet Health I USD	<b>F A B C</b>	9,62	13,29	17,19	USD	iShares US Index (IE) Flex Acc USD	<b>F A B C</b>	16,93	16,67	18,87	USD
Pictet-Biotech PUSD	<b>F A B C</b>	12,57	12,81	22,47	USD	BL Equities America B USD	<b>F A B C</b>	14,95	16,65	18,35	USD
Franklin Biotechnology Discv A(acc)USD	<b>F A B C</b>	12,79	11,01	23,92	USD	Wellington US Research Eq S S Acc UnH	<b>F A B C</b>	15,48	16,53	19,44	USD
<b>India Equity</b>						JPM US Select Equity A (acc) USD	<b>F A B C</b>	15,89	16,44	19,58	USD
Schroder ISF Indian Oppor E Acc USD	<b>F A B C</b>	13,47	11,57	23,55	USD	State Street US Index Equity P USD	<b>F A B C</b>	15,30	16,25	18,80	USD
PineBridge India Equity Y	<b>F A B C</b>	10,69	9,95	21,15	USD	Vanguard U.S. 500 S&P Idx S Acc	<b>F A B C</b>	15,41	15,17	18,45	USD
Schroder ISF Indian Equity C Acc USD	<b>F A B C</b>	11,23	6,81	23,21	USD	AXA Rosenberg US Enh Idx Eq Alp A S Acc	<b>F A B C</b>	14,96	15,84	18,39	USD
<b>Industrial Sector Equity</b>						JPM US Select Equity Plus A (acc) USD	<b>F A B C</b>	15,69	15,57	19,62	USD
DWS Smart Industrial Technologies LD	<b>F A B C</b>	13,38	13,92	24,37	EUR	AB Select US Equity SI USD Acc	<b>F A B C</b>	15,46	15,49	17,67	USD
<b>Infrastructure Sector Equity</b>						Pictet - USA Index P USD	<b>F A B C</b>	15,10	15,31	16,44	USD
MS INVF Global Infrastructure Z	<b>F A B C</b>	7,56	7,61	15,12	USD	Finlay Park American USD	<b>F A B C</b>	15,13	15,31	15,49	USD
<b>Japan Equity</b>						Armond Fds Prim US Eq Rorch E2 EUR C	<b>F A B C</b>	12,82	15,16	18,78	EUR
FSSA Japan Equity III USD Acc	<b>F A B C</b>	17,64	14,71	21,41	USD	Interfund Equity Team USA A	<b>F A B C</b>	12,65	14,14	19,91	EUR
T. Rowe Price Japanese Equity I EUR	<b>F A B C</b>	14,25	13,36	19,80	EUR	<b>US Equity Large Cap Growth</b>					
Threaneedle Japan Ins Acc GBP	<b>F A B C</b>	14,81	13,32	18,78	GBP	MS INVF US Growth I	<b>F A B C</b>	33,69	35,80	26,85	USD
JPM Japan Equity A (dist) USD	<b>F A B C</b>	13,72	11,32	19,96	USD	MS INVF US Advantage I	<b>F A B C</b>	26,27	28,60	21,71	USD
Invesco Japanese Eq Asiv C JPY Acc	<b>F A B C</b>	12,39	11,28	17,87	JPY	JPM US Growth A (dist) GBP	<b>F A B C</b>	25,35	26,90	22,91	GBP
Baillie Gifford WW Japanese B JPY Acc	<b>F A B C</b>	14,66	10,88	19,06	JPY	Brown Advisory US Sust Gr USD C Acc	<b>F A B C</b>		24,80	17,19	USD
Capital Group Japan Equity (LUX) B	<b>F A B C</b>	10,41	10,40	18,81	EUR	Wells Fargo (Lux) WF USLrgCpGr I USD Acc	<b>F A B C</b>	21,97	22,52	18,27	USD
Jupiter Japan Select L EUR Acc	<b>F A B C</b>	10,70	9,65	17,95	EUR	Edgewood L Sel US Select Growth A USD	<b>F A B C</b>	22,55	22,36	17,63	USD
Jupiter Japan Select I GBP Acc	<b>F A B C</b>	11,58	8,55	19,58	GBP	AB American Gr PfAX USD Acc	<b>F A B C</b>	20,09	21,70	16,69	USD
Matthews Japan Fund I GBP Acc	<b>F A B C</b>				GBP	Brown Advisory US Equity Growth S B	<b>F A B C</b>	19,86	21,55	18,34	USD
GSAM Star Japan Lds B EUR Acc	<b>F A B C</b>	10,94	8,23	19,25	EUR	Edr US Growth I	<b>F A B C</b>	21,45	21,37	17,50	USD



I FONDI CON MARCHIO FUNDSPEOPLE 2021

DATI AL 23 MARZO 2021

FONDO	MARCHIO	RENDIMENTO ANNUALIZZATO		VOLAT. 3 ANNI	VALUTA	FONDO	MARCHIO	RENDIMENTO ANNUALIZZATO		VOLAT. 3 ANNI	VALUTA		
		5 ANNI	3 ANNI					5 ANNI	3 ANNI				
Amundi Fds Pirr US EqFdm Gr M2 EUR C	FA B C	15,22	21,30	17,79	EUR	Neuberger Berman US L S Eq USD I Acc	FA B C	6,58	6,61	8,58	USD		
Seleni Arancia USD U R	FA B C	19,29	18,82	17,75	USD	MW TOPS UCITS A GBP	FA B C	5,20	6,12	9,81	GBP		
Legg Mason CB US Lg Cp Gr B USD Dn(A)	FA B C	17,00	18,03	19,01	USD	Eleva UCITS Eleva Abs Ret Eur P 5 EUR acc	FA B C	7,07	6,05	4,29	EUR		
JPM America Equity A (dist) USD	FA B C	15,93	15,50	20,41	USD	ANIMA Star High Potential Europe Prestig	FA B C	3,62	5,19	4,34	EUR		
Vontobel US Equity A USD	FA B C	14,79	14,95	17,42	USD	Pictet TR - Atlas I EUR	FA B C			5,13	7,49	EUR	
<b>US Equity Large Cap Value</b>													
Heptagon Yachiman US Equity C USD Acc	FA B C	13,90	16,86	15,26	USD	Amira Altr Potenziale Europa A	FA B C		3,54	5,12	4,26	EUR	
DPAM CAP B Eq US Div Sus F	FA B C	11,55	15,14	18,68	EUR	Carrmgnc PF L S Eurp Eus F EUR Acc	FA B C		7,97	4,26	8,08	EUR	
Threeneedle US Eq Inc Z Inc GBP	FA B C	13,70	14,47	17,11	GBP	Janus Henderson UK Abs Ret RE Acc	FA B C		1,43	1,78	2,51	GBP	
DWS Invest. CROCI US Dividends USD IC	FA B C	14,12	14,08	20,45	USD	LUX IM Alpha Green DX	FA B C		2,54	-2,53	5,03	EUR	
AXA Rosenberg US Equity Alpha A USD Acc	FA B C	13,54	13,23	19,65	GBP	<b>Market Neutral</b>							
JPM US Value A (dist) GBP	FA B C	10,92	10,68	21,09	USD	Aegion Global Eq Mkts Netrl GBP C Acc	FA B C			6,60	11,09	GBP	
NN (L) US High Dividend P Cap USD	FA B C	9,90	8,85	17,35	USD	MW Systematic Alpha UCITS B USD	FA B C			5,15	5,20	USD	
<b>US Equity Small Cap</b>													
Alger Small Cap Focus I US	FA B C	27,42	25,06	24,57	USD	Man GLG Alpha Select Alt IL GBP Acc	FA B C		6,17	4,20	8,43	GBP	
T. Rowe Price US Smll Crp Eo A USD	FA B C	19,11	19,52	20,66	USD	Exane Funds 2 Exane Pleade B EUR Acc	FA B C		2,16	3,84	7,53	EUR	
Brown Advisory US Smll Coms Dollar B Acc	FA B C	19,47	19,13	24,07	USD	Janus Henderson Gb Eq Mk Netrl IS Acc	FA B C			3,65	3,75	USD	
<b>Convertibles</b>													
Franklin GIB Convert Secs (acc) USD	FA B C	16,44	19,19	14,35	USD	Pictet TR - Argon I GBP	FA B C		6,07	3,54	8,27	GBP	
Calamos Global Convertible A USD Acc	FA B C	12,70	14,44	11,63	USD	BSF European Absolute Return D2 EUR	FA B C		1,78	3,49	7,13	EUR	
Lazard Convertible Global PC EUR	FA B C	13,51	14,34	12,47	EUR	LGT Sustainable Equity Mkt Netrl E USD	FA B C			3,36	3,24	USD	
Alma US Convertible Fd I EUR Heeger Cap	FA B C	9,86	11,60	16,67	EUR	BMO Real Estate Eq Mkts Netrl B Acc EUR	FA B C		2,10	2,43	6,50	EUR	
MS INV- Global Convertible Bond A	FA B C	8,86	11,42	10,27	USD	Exane Funds 1 Exane Ceres Func A	FA B C		1,41	0,72	7,75	EUR	
Schroder ISF GIB Convert. Bn C Acc USD	FA B C	8,99	10,63	9,06	USD	<b>Multialternative</b>							
URS (Lux) IF Global Convert Bonds YA	FA B C	10,30	10,51	12,49	CHF	BNY Mellon Gbl R Ret (EUR) C Acc	FA B C		3,62	7,29	11,02	EUR	
CQS Global Convertible UCITS C SHag Acc	FA B C	9,96	10,14	8,91	USD	BNY Mellon Global Real Ret (GBP) C Inc	FA B C		3,84	7,03	13,21	GBP	
JPM Global Convert (EUR) A (acc) EUR	FA B C	7,52	9,70	12,33	EUR	NN (L) Alternative Beta I Cap USD	FA B C		6,17	6,58	7,04	USD	
URS (Lux) BS Conv. GIB E Placc	FA B C	8,44	8,98	12,81	EUR	Amundi Fds Multi Strat Gr M2 EUR C	FA B C		5,38	5,41	10,57	EUR	
BPER Int SICAV Global Convertible Bond	FA B C	8,23	8,50	12,39	EUR	BCV Liquid Alternative Beta B (USD)	FA B C		5,28	4,96	8,12	USD	
Uninstitutional Global Conv Sustn EUR A	FA B C	6,95	8,27	9,11	EUR	LFS Vision UCITS Pers Str IS Acc	FA B C		5,02	4,11	9,17	EUR	
UBAM Global Convertible Bond AH-C-CHF	FA B C	5,90	7,36	10,85	CHF	Franklin Fz Alt Strats (acc) USD	FA B C		4,75	3,89	5,92	USD	
Macquarie Global Convertible B EUR acc	FA B C	6,28	5,89	8,76	EUR	Amundi Fds Abs Ret MS M2 EUR C	FA B C		2,84	2,89	9,25	EUR	
G Fund European Convertible Bd IC EUR	FA B C	4,31	3,66	6,89	EUR	Fulcrum Diversified Absolute Ret F € Inc	FA B C			2,35	9,46	EUR	
Elipsis Convertible Risk Adjusted SEUR	FA B C	3,23	3,29	6,10	EUR	Alpi Hedge A	FA B C		2,08	2,21	6,41	EUR	
Goupama Convertibles ID	FA B C	3,98	3,20	5,68	EUR	HSCB GIF Multi-Asset Style Factors IC	FA B C			2,12	6,97	EUR	
<b>Commodities Broad Basket</b>													
NN (L) Commodity Enhanced I Cap USD	FA B C	3,35	0,14	12,52	USD	GMO SGM Major Markets Investment A USD	FA B C			1,42	4,32	USD	
<b>Alternative Miscellaneous</b>													
BSF Global Event Driven Z2 USD	FA B C	6,01	7,46	5,44	USD	Pictet TR - Div Alpha J EUR	FA B C		2,35	1,34	7,39	EUR	
Lyxor/Tiedemann Arbitrage Strat I USD	FA B C	5,03	5,03	4,91	USD	Amundi SF Abs Ret Mlt Strat Cntrl H ND	FA B C			1,34	8,44	EUR	
Lyxor Epidon Global Trend I	FA B C	3,70	3,63	8,90	EUR	Planetarium Arctika White C EUR	FA B C		1,56	1,23	7,31	EUR	
Fort Global UCITS Contanan B EUR Acc	FA B C	3,01	3,43	9,56	EUR	Enzon Absolute Prudent R Acc	FA B C		0,54	0,85	6,28	EUR	
GS Alternative Trend I Acc USD	FA B C	2,80	2,85	7,29	USD	Invesco Global Targeted Ret Z EUR Acc	FA B C		-0,99	-1,88	6,99	EUR	
Leadarsel Event Driven B Acc	FA B C		1,25	8,80	EUR	<b>Aggressive Allocation</b>							
<b>Global Macro</b>													
PGIM CPM&WS Abs Ret USD I Acc	FA B C	7,48	7,80	6,65	USD	Micromulum BB MS Gbl Sel LA	FA B C		11,02	11,94	12,90	EUR	
Nordea 1 - Alpha 15 MA BI EUR	FA B C	7,83	6,77	12,50	EUR	MFS Mendias Prudent Wealth II USD	FA B C		9,18	9,62	6,15	USD	
Nordea 1 - Alpha 10 MA BI EUR	FA B C	4,71	4,18	9,81	EUR	UniRak Nachhaltig A	FA B C		7,58	9,48	10,16	EUR	
ANIMA Global Macro I EUR	FA B C		2,53	9,44	EUR	DPAM HORIZON B Active Strategy A	FA B C		7,84	8,22	12,43	EUR	
JPM Global Macro Opps A (acc) EUR	FA B C	3,35	2,22	8,45	EUR	Enzon Manager Selection MS 70	FA B C		7,21	8,04	12,91	EUR	
H2O Largo IC EUR	FA B C		2,17	8,30	EUR	BL Global 75 B EUR	FA B C		4,89	6,90	7,67	EUR	
<b>Long/Short Credit</b>													
Algebris Global Credit Opps BD EUR Inc	FA B C		7,64	13,88	EUR	First Eagle Amundi International AU-C	FA B C		6,44	5,82	14,57	USD	
Muzinich Eurp Crot Alpha H EUR Acc Fndr	FA B C		5,67	10,83	EUR	FIS - Multi Asset - Growth I	FA B C		5,87	5,80	10,16	EUR	
LBG Absolute Return Bond Plus Z USD Acc	FA B C		4,24	5,51	5,09	USD	Pranera Sivar Obiettivo Equilibrio A	FA B C			5,60	9,89	EUR
RAM (Lux) Tactical Gbl Bn Total Rtm B	FA B C		4,12	4,75	2,89	USD	Enzon Progetto Italia 70 PIR	FA B C			5,04	15,61	EUR
CORUM Butler Credit Opps CHF Ins Fdr Pld	FA B C		4,11	8,08	CHF	Carrmgnc Prof Reactif 75 A EUR Acc	FA B C		6,13	4,53	9,27	EUR	
Pictet Absolute Ret Fnd Inc I USD	FA B C		3,09	3,97	3,01	USD	LUX IM ESG General Inves Divers Strat FX	FA B C				EUR	
Muzinich LongShortCredit Yld H EUR Acc E	FA B C		2,46	3,75	7,68	EUR	<b>Allocation Miscellaneous</b>						
Legg Mason WA Mer CppB S USD Acc	FA B C		5,93	3,63	11,13	USD	CS Carrmgnc Emerg Mkts Mlt-Ast B USD	FA B C			7,76	11,63	USD
BMO Global Absolute Ret Btl F Acc GBP Htg	FA B C		2,64	9,87	GBP	Carrmgnc PF Emerg Patrim A EUR Acc	FA B C		7,40	7,68	13,95	EUR	
DCJ Market Netrl Crd UCITS A Fndr USD	FA B C		2,86	1,88	1,94	USD	URS (Lux) KSS As GStu Btl S HKD P Acc	FA B C		7,87	5,74	11,44	HKD
BSF Fixed Income Strategies I2 EUR	FA B C		1,65	1,41	7,94	EUR	HSCB GIF Mgt Solo Asia Focus Inc AM2	FA B C		6,96	5,71	8,94	USD
Canoniam Bos Crot Opps I EUR Cap	FA B C		1,61	1,26	7,19	EUR	JPM Total Emerging Mkts Inc A (mlt) USD	FA B C		8,72	5,07	15,27	USD
Enzon Bond Flexible RD EUR Inc	FA B C		0,68	1,24	8,22	EUR	Mediolum BB Financial Income Strat LA	FA B C		5,90	3,93	15,48	EUR
DNCA Invest Alpha Bonds I EUR	FA B C			0,91	8,86	EUR	AZ Fut I AZ All Asset Timing A-AZ	FA B C		-0,17	1,31	8,38	EUR
SWC (LU) BF Resg Gbl Abs Rtn AAH CHF	FA B C		0,92	0,71	8,41	CHF	Gestelle Proflo Cecelia III	FA B C			-0,86	9,59	EUR
Fonditalia Credit Absolute Return T	FA B C		-0,14	-0,63	6,60	EUR	BancoPosta Orizzonte Riscritto A	FA B C				EUR	
<b>Long/Short Equity</b>													
GAM Sus Alpha Technology USD Inc	FA B C		15,25	15,36	10,94	USD	LUX IM Innovation Strategy FX	FA B C				EUR	
JPM US Hedged Equity I (acc) USD	FA B C			10,22	8,74	USD	Euromobilitate Equity Mid Small Cap A	FA B C				EUR	
Pictet TR - Mandarin I USD	FA B C		13,71	10,08	7,66	USD	<b>Cautious Allocation</b>						
Man GLG Innovation Eq Alt IN USD Acc	FA B C			7,69	5,03	USD	GS Global MA Crsvl Acc USD	FA B C		5,91	6,33	7,84	USD
							Amundi Fds Global MA Crsvl M2 EUR C	FA B C		5,13	6,26	5,39	EUR
							Amundi Fds Gbl MA Trg Inc AZ EUR C	FA B C		3,11	6,10	7,66	EUR
							UniRak Nachhaltig Konservativ A	FA B C			5,78	6,36	EUR
							Allianz Capital Plus WT EUR	FA B C		4,03	5,45	5,84	EUR
							Schroder ISF Gbl MA Btl C Acc EUR	FA B C		3,69	5,21	8,87	EUR
							UBAM Multifunds Allocation 30 AC USD	FA B C		5,52	4,92	7,18	USD
							Amundi Fds Mlt Asst Sust Fut I EUR C	FA B C		3,85	4,73	5,33	EUR
							Etica Rendita Bilanciata I	FA B C		3,68	4,69	5,73	EUR

La proprietà intellettuale è riconducibile alla fonte specificata in testa alla pagina. Il ritaglio stampa è da intendersi per uso privato





ANALISI **RANKING**

## SCOPRI IL MERCATO

Sono prodotti che hanno un rating di 5 stelle (Blockbuster) o sono classificati come "Preferiti dagli Analisti".

In un mercato come quello italiano che conta più di 30 mila classi di fondi registrati, vi offriamo una guida di prodotti di qualità. Insieme a voi, con **Marchio FundsPeople 2021**. Il team di Analisi, attraverso l'utilizzo di un modello economico proprietario, ha selezionato 991 prodotti di qualità con **Marchio FundsPeople 2021** che si evidenziano per uno o più criteri qui di seguito:

**FA Preferito dagli Analisti.** Sono i prodotti che accumulano un minimo di cinque voti di fund selector all'anno del sondaggio annuale realizzato in Italia, Spagna e Portogallo. In Italia, i prodotti registrati in Italia che hanno questo rating sono 34.

**FB Blockbuster.** Sono i prodotti più venduti sul mercato. Si tratta dei prodotti che, al 31 dicembre 2020, registravano un patrimonio in Italia maggiore o uguale a 200 milioni di euro. Per i fondi internazionali, viene in considerazione solo il volume appartenente ai clienti italiani mentre per i fondi locali anche il dato di raccolta negli ultimi tre anni pari al 25% del patrimonio del fondo tramite la piattaforma Morning Direct. In Italia, i prodotti che hanno questo rating sono 477.

**Vanguard**  
VALUE TO INVESTORS

# I FONDI CON CHIO FUNDS PEOPLE 2021 ABC

anno il favore degli analisti, sono campioni d'incassi consistenti, per un totale di 991 nel 2021.

Il team di analisti, diretto da María Folqué, ha sviluppato un modello di selezione proprio per distinguere i prodotti più consistenti di ogni categoria, partendo dai dati Morningstar Direct degli ultimi sei anni. In particolare, si analizzano i fondi disponibili alla vendita in Italia con un track record minimo di tre anni a fine 2020. Per ogni singolo fondo si seleziona solo una classe: la più antica tra quelle disponibili alla vendita in Italia.

In questo modo, si genera un universo di 5.989 prodotti, all'interno del quale confrontiamo ogni fondo con quelli della medesima categoria attraverso due scorecard. La prima prende in esame i criteri di rendimento e volatilità accumulata a 3 e 5 anni; la seconda usa i dati di rendi-

mento e volatilità a cicli chiusi negli ultimi cinque anni (2016, 2017, 2018, 2019 e 2020) al fine di contrastare l'effetto cumulativo. In entrambi i casi il rendimento e la volatilità hanno un peso rispettivamente del 65% e 35%. Filtriamo quindi i fondi situati nel primo quintile per rendimento e volatilità ed eliminiamo i fondi con patrimonio inferiore ai 50 milioni di euro al 31 dicembre 2020.

I prodotti italiani col rating Consistente **FundsPeople** 2021 sono 600. Nei tre casi, si escludono dall'analisi i fondi garantiti, monetari, obbligazionari a breve termine e quelli con target di rendimento. Su un totale di 991 prodotti, 11 fondi si sono aggiudicati il triplo rating **FundsPeople**.

## PRODOTTI CON IL TRIPLO RATING FUNDSPEOPLE 2021

FONDO	CATEGORIA
BlackRock Global Funds World Technology Fund	Technology Sector Equity
BlackRock Strategic Funds Global Event Driven Fund	Alternative Miscellaneous
BlueBay Investment Grade Euro Government Bond Fund	Europe Fixed Income
Fidelity Funds Euro Short Term Bond Fund	Europe Fixed Income
JPMorgan Funds Emerging Markets Equity Fund	Global Emerging Markets Equity
Jupiter Global Fund Jupiter Dynamic Bond	Global Fixed Income
MFS Meridian Funds European Value Fund	Europe Equity Large Cap
MFS Meridian Funds Prudent Wealth Fund	Aggressive Allocation
Morgan Stanley Investment Funds Asia Opportunity Fund	Asia ex-Japan Equity
PIMCO GIS Dynamic Multi Asset Fund	Flexible Allocation
Schroder International Selection Fund EURO Corporate Bond	Europe Fixed Income

fondi  
tta di  
2020,  
a Ita-  
ilioni  
ali si  
il vo-  
liani,  
e del  
anni  
ondo,  
gstar  
anno



I FONDI CON MARCHIO FUNDSPEOPLE 2021

DATI AL 23 MARZO 2021

FONDO	MARCHIO	RENDIMENTO ANNUALIZZATO		VOLAT. 3 ANNI	VALUTA	FONDO	MARCHIO	RENDIMENTO ANNUALIZZATO		VOLAT. 3 ANNI	VALUTA
		5 ANNI	3 ANNI					5 ANNI	3 ANNI		
<b>Asia Fixed Income</b>											
HSBC GIF Asia Bond XC	FA B C		6.30	6.18	USD	Amundi Fds Gls Subrdntd Bd I2 EUR C	FA B C	5.92	4.51	10.79	EUR
UBS (Lux) BF Full Cycl AsBd\$ P acc	FA B C	4.60	6.23	5.13	USD	Lazard Credit FI PVC EUR	FA B C	5.50	4.48	9.44	EUR
BGF China Bond D3 USD	FA B C	6.96	5.73	2.74	USD	Schroder ISF EURO Crdt Convct C Acc EUR	FA B C	4.96	4.35	7.13	EUR
AXAWF Asian Short Dur Bds I Cap USD	FA B C	4.83	5.50	4.32	USD	BlueBay Inv Grd Euro Aggt Bd I EUR	FA B C	4.56	4.34	4.64	EUR
Eurizon Bond Aggregate RMB Z EUR Acc	FA B C		5.16	3.16	EUR	M&G European Credit Investment E EUR Acc	FA B C	4.03	4.23	5.46	EUR
Schroder ISF Asian LclCcy Bd C Acc USD	FA B C	4.60	4.57	6.58	USD	Schroder ISF EURO Hi Yld C Acc EUR	FA B C	5.45	4.14	12.19	EUR
Schroder ISF China Lcl Ccy Bd C Acc CNH	FA B C	3.44	4.32	3.06	CNH	Candriam Bds Euro High Yld C EUR Cap	FA B C	4.34	4.04	6.59	EUR
LUX IM Invesco Belt & Road Evolution HX	FA B C				EUR	BlueBay Inv Grd Euro Govt Bd I EUR Acc	FA B C	4.07	4.02	4.37	EUR
<b>Emerging Markets Fixed Income</b>											
Barings EM Corp Bd A USD Acc	FA B C	8.61	9.83	13.03	USD	AcomeA Breve Termine A1	FA B C	3.40	3.97	6.35	EUR
Barings EM Sovereign Debt Tr A USD Acc	FA B C	8.79	8.27	11.36	USD	Robeco Corporate Hybrid bonds IH €	FA B C		3.87	8.62	EUR
Barings EM Debt Short Duration A USD Acc	FA B C	7.03	8.24	10.77	USD	UBS (Lux) BF EUR Flexible P acc	FA B C	2.42	3.85	6.95	EUR
Ninety One GSF EM InvGrd CpDt1 Acc USD	FA B C	7.03	7.96	7.65	USD	Schroder ISF EURO Corp Bd C Acc EUR	FA B C	3.94	3.84	6.30	EUR
New Capital Wlthy Ntn Bd USD Inst Inc	FA B C	5.80	6.92	7.22	USD	AXAWF Euro 7-10 I Cap EUR	FA B C	2.88	3.79	4.43	EUR
BGF Emerging Markets Corp Bd I2 USD	FA B C	7.04	6.90	9.17	USD	DPAM L Bonds High Yield B	FA B C	4.50	3.77	8.72	EUR
Jupiter Gbl Em Mkt Crp Bd I USD Acc	FA B C		6.82	9.65	USD	L&G Euro Corporate Bond Z EUR Inc	FA B C	3.38	3.73	5.22	EUR
Principal Finisterre Unc EMFI I2 Acc\$	FA B C		6.42	7.86	USD	Threadneedle (Lux) Eurp Hi Yld Bd 3G	FA B C	6.76	3.69	8.54	GBP
JPM Emerg Mkts Inv Grd Bd A (acc) USD	FA B C	4.62	5.91	6.97	USD	Eurizon Bond Aggregate EUR Z EUR Acc	FA B C	2.49	3.63	4.55	EUR
iShares Em Mkts Govt Bd Idx (LU) N7 EUR	FA B C	3.76	5.79	9.62	EUR	Carmignac PF Flexible Bond A EUR Acc	FA B C	2.49	3.60	5.22	EUR
BSF Emerging Mkts Shrt Dur Bd D2 USD	FA B C		5.48	8.05	USD	Ellipsis High Yield Fund IEUR	FA B C	3.95	3.54	6.39	EUR
Jupiter Global EM Shrt Dur Bd I USD Acc	FA B C		5.31	7.62	USD	Priviledge Frk Fix Er Agt Bd EUR NA	FA B C		3.53	4.57	EUR
Amundi Fds Em Mkts Bd E2 EUR C	FA B C	4.28	5.10	14.67	EUR	Generali IS Euro Bond AY	FA B C	3.21	3.51	4.23	EUR
PIMCO GIS Em Mkts Bd Inst USD Acc	FA B C	6.56	5.04	11.07	USD	EdR SICAV Financial Bonds I EUR	FA B C	4.87	3.51	9.25	EUR
PIMCO GIS Em Mkts Bd ESG Ins USD Acc	FA B C	6.02	5.01	10.67	USD	Nordea 1 - European High Yld Bd BI EUR	FA B C	4.69	3.50	9.67	EUR
ERSTE BOND EM CORPORATE EUR R01 A	FA B C	5.15	5.01	7.92	EUR	MS INV F Euro Strategic Bond I	FA B C	3.39	3.49	4.95	EUR
Aviva Investors Em Mkts Bd I USD Acc	FA B C	5.47	4.99	11.77	USD	JPM EU Government Bond C (acc) EUR	FA B C	2.39	3.41	4.25	EUR
Eaton Vance Intl(RL) EMLclnc S Acc \$	FA B C	7.50	4.84	12.08	USD	AB European Income I Inc	FA B C	3.56	3.38	7.62	EUR
Pictet - Emerging Corporate Bds I USD	FA B C	5.76	4.83	11.11	USD	Kempfen (Lux) Euro Credit Plus I	FA B C	3.00	3.33	5.03	EUR
Wellington Oppoc EM Dbt \$ \$ Acc	FA B C	6.04	4.74	11.23	USD	Epsilon Fund Euro Bond I EUR Acc	FA B C	2.52	3.32	4.18	EUR
JPM Emerg Mkts Corp Bd A (acc) USD	FA B C	5.14	4.72	9.29	USD	Janus Henderson Hrnz Euro Corp Bd I2 EUR	FA B C	3.15	3.30	5.27	EUR
Aviva Investors EM Corp Bd Ii EUR Acc	FA B C	4.78	4.72	8.91	EUR	Pictet - Emerging Bonds P	FA B C	2.36	3.29	5.09	EUR
MS INV F Emerging Mkts Corp Debt Z	FA B C	5.92	4.48	11.09	USD	Franklin European Til Ret A(acc)EUR	FA B C	2.44	3.27	4.84	EUR
AS SICAV I EM Til Ret Bd I Qlnc USD	FA B C	5.23	4.26	7.90	USD	Threadneedle (Lux) European Strat Bd AE	FA B C	2.30	3.26	5.16	EUR
Pictet - Global Emerging Debt P dy USD	FA B C	4.26	4.24	11.68	USD	Fidelity Euro Bond A - Dis - EUR	FA B C	2.47	3.26	4.00	EUR
Neuberger Berman Shrt Dur EM Dbt USD I Acc	FA B C	4.04	4.19	6.74	USD	BlackRock Euro Govt Enhanced Idx Flex	FA B C	2.26	3.26	4.10	EUR
Neuberger Berman EM DbtHrdCcy USD I C	FA B C	6.12	4.10	12.24	USD	UNIQA Eastern European Debt Fund A	FA B C	3.87	3.22	7.56	EUR
Candriam Sst Bd Em Mkts I \$ Inc	FA B C		3.94	9.38	USD	MS INV F European HY Bd I	FA B C	4.56	3.22	12.64	EUR
Nordea 1 - Emerging Mkt Debt TR BI USD	FA B C		3.76	8.45	USD	Robeco European High Yield Bonds DH €	FA B C	4.11	3.21	9.18	EUR
M&G (Lux) Em Mkts Bd CI USD Acc	FA B C	6.12	3.66	11.71	USD	JPM Financials Bond A (acc) EUR	FA B C	2.91	3.21	6.72	EUR
BGF Emerging Markets Bond A1	FA B C	4.36	3.20	13.79	USD	PIMCO GIS Euro Bond Instl EUR Acc	FA B C	2.98	3.20	4.06	EUR
L&G EM Short Duration Bond I EUR Hdq Acc	FA B C		3.20	9.28	EUR	Kempfen (Lux) Euro Credit J	FA B C	2.84	3.16	4.62	EUR
BNPP Flexi I Bd Wld Em Invrm Grd I Plus C	FA B C	2.28	3.13	5.41	EUR	Pramerica Sicav Euro High Yield I	FA B C		3.10	11.19	EUR
Nordea 1 - Emerging Market Bond BP USD	FA B C	4.87	3.00	14.78	USD	Amundi IS JP Morgan EMU Govies IE-D	FA B C	2.26	3.09	4.13	EUR
Capital Group Em Mkts Dbt (LUX) A4	FA B C	5.35	2.97	11.89	USD	Invesco Euro Corporate Bond C EUR Acc	FA B C	2.89	3.08	5.67	EUR
JPM Emerg Mkts Strat Bd A perf (acc) USD	FA B C	4.05	2.72	10.71	USD	T. Rowe Price Euro Corp Bd I EUR	FA B C	2.93	3.07	5.52	EUR
Wellington Oppoc EM Dbt II € S Dis H	FA B C	3.66	2.66	10.31	EUR	Schroder ISF EURO Bond C Dis AV	FA B C	2.48	3.00	4.36	EUR
LUX IM JP Morgan Short Emerging Debt HX	FA B C	1.52	2.54	6.85	EUR	iShares Euro Govt Bd Idx (LU) N2 EUR	FA B C	2.00	2.96	4.08	EUR
Vontobel Emerging Mkts Dbt I USD	FA B C	6.02	2.50	15.09	USD	Raiffaisen 902-Treasury Zero II VT	FA B C	2.28	2.95	4.61	EUR
DPAM L Bonds Emerging Markets Sust E EUR	FA B C	4.14	1.95	11.31	EUR	Insight Sust Euro Corp Bd A EUR Acc	FA B C	2.96	2.94	5.39	EUR
Amundi Fds EM Lcl Ccy Bd I2 EUR AD D	FA B C	3.03	1.32	12.66	EUR	Invesco Euro Bond A EUR Acc	FA B C	2.65	2.93	5.11	EUR
Ninety One GSF EM LclCcyTIRDt1 Acc\$	FA B C	4.42	1.28	10.30	USD	HSBC GIF Euro High Yield Bond AD	FA B C	3.59	2.93	7.16	EUR
Global Evolution EM Debt I EUR	FA B C	3.01	1.27	11.34	EUR	UBS (Lux) IF Euro Bonds BA	FA B C	2.10	2.92	4.05	EUR
Candriam Bds Em Mkts C USD Cap	FA B C	3.99	1.13	15.21	USD	Grospama Oblig Euro I	FA B C	2.22	2.92	4.13	EUR
JPM Emerging Markets Debt A (dist) EURH	FA B C	1.99	0.72	13.09	EUR	Pictet - Euro Government Bonds P dy	FA B C	1.84	2.83	4.24	EUR
Amundi Fds EM Blind Bd I EUR C	FA B C	2.57	0.72	10.83	EUR	BSF ESG Euro Bond I2 EUR	FA B C		2.82	3.77	EUR
Pictet - Emerging Local Ccy Dbt I USD	FA B C	2.82	-0.16	13.42	USD	AXAWF Euro Credit Plus A Cap EUR	FA B C	2.49	2.79	6.08	EUR
Capital Group EM Lcl Ccy Dbt(LUX) B	FA B C	3.52	-0.37	12.94	USD	JPM Europe High Yld Bd A (dist) EUR	FA B C	3.67	2.74	8.81	EUR
Anima BlueBay Reddito Emergenti AD	FA B C	1.76	-0.70	10.05	EUR	Schroder ISF EURO Govt Bd A Dis EUR AV	FA B C	1.88	2.74	4.20	EUR
Eurizon SLJ Local Em Mkts Dbt Z EUR Acc	FA B C		-0.77	12.19	EUR	iShares Eur GovnFlkd Balldx(IE)InstlAcc€	FA B C	2.59	2.69	5.40	EUR
JPM Emerg Mkts Lcl Ccy Dbt A (acc) USD	FA B C	2.56	-1.15	13.20	USD	MS INV F Euro Bond I	FA B C	2.10	2.69	3.41	EUR
L&G Emerging Markets Bond I USD Acc	FA B C				USD	CompAM Active European Credit A Acc	FA B C	3.02	2.63	5.32	EUR
<b>Euro Fixed Income</b>											
Carmignac PF Credit W EUR Acc	FA B C		12.35	10.92	EUR	Vontobel EUR Corp Bd Mid Yld A EUR	FA B C	2.59	2.63	7.02	EUR
Algebris Financial Credit I EUR Acc	FA B C	7.65	6.97	10.28	EUR	Eurizon Bond Corporate EUR Z Acc	FA B C	2.42	2.62	5.68	EUR
AXAWF Euro 10 + LT I Cap EUR	FA B C	4.55	6.76	8.42	EUR	NN (L) Euro Sust Crdt I Cap EUR	FA B C	2.49	2.60	5.41	EUR
AXAWF Euro Credit Total Ret I Cap EUR	FA B C	5.07	5.40	6.92	EUR	Priviledge NN IP Euro Crdt I EUR Acc	FA B C		2.55	5.51	EUR
Fonditalia Financial Credit Bond T	FA B C		5.20	8.97	EUR	iShares Euro InvGrdCorpBlddx(IE)InstlAcc€	FA B C	2.39	2.55	5.23	EUR
BGF European High Yield Bond D2 EUR	FA B C	5.68	4.84	9.20	EUR	AXAWF Euro Inflation Bonds I Cap EUR	FA B C	2.48	2.55	5.34	EUR
Janus Henderson Hrnz Euro HY Bd I2 EUR	FA B C	5.54	4.77	9.92	EUR	PIMCO GIS Euro Credit Instl EUR Acc	FA B C	2.73	2.51	5.15	EUR
Tikehau Subfin E Acc	FA B C	6.79	4.66	9.57	EUR	Franklin European Corp Bd (acc)EUR	FA B C	2.63	2.48	4.99	EUR
BlueBay High Yield Bond B EUR	FA B C	5.08	4.64	8.72	EUR	Stt Strt Euro Infl Lnkld Bd Idx I EUR	FA B C	2.36	2.48	5.37	EUR
Kempfen (Lux) Euro High Yield AN	FA B C		4.63	7.83	EUR	MS INV F Euro Corporate Bond A	FA B C	2.85	2.47	6.14	EUR
M&G European HY Crdt Invrm A EUR Acc	FA B C	5.28	4.58	9.39	EUR	Nordea 1 - European Cross Credit BI EUR	FA B C	3.11	2.46	8.16	EUR
Nordea 1 - European Fincl Dbt BI EUR	FA B C	6.35	4.57	10.91	EUR	CS (Lux) SQ Euro Corporate Bond EB EUR	FA B C	2.44	2.45	4.30	EUR
						Nordea 1 - European Covered Bond BP EUR	FA B C	2.34	2.44	2.21	EUR
						PIMCO GIS Euro Income Bond Instl EUR Acc	FA B C	3.77	2.43	5.41	EUR
						NN (L) Euro Credit P Dis EUR	FA B C	2.27	2.42	5.70	EUR



ANALISI **RANKING**

**I FONDI CON MARCHIO**

FONDO	MARCHIO
BGF Euro Corporate Bond A1 EUR	FA BC
Franklin Euro High Yield A(Ydis)EUR	FA BC
BGF Euro Bond A2	FA BC
Capital Group Euro Bond (LUX) B	FA BC
GFG Funds-Euro Global Bd P EUR Acc	FA BC
Amundi Fds Euro Corp Bd I EUR C	FA BC
Vanguard SRI € Inv Grd Bd Idx € Acc	FA BC
Amundi Fds Euro Govt Bd A EUR C	FA BC
M&G (Lux) Euro Corporate Bond Euro C-Acc	FA BC
Amundi Fds Euro Aggt Bd F2 EUR C	FA BC
Amundi Fds Strategic Bd E2 EUR C	FA BC
Generali IS Euro Aggregate Bd BX	FA BC
Eurizon Bond Corporate Smart Esg Z EUR	FA BC
Amundi Fds Optimal Yield E2 EUR C	FA BC
BlackRock Defensive Yield Flex Acc EUR	FA BC
Pramerica Sicav Euro Corporate Bond R	FA BC
Nordea 1 - Low Dur Eurp Cov Bd BI EUR	FA BC
Wells Fargo (Lux)WF EUR SD Cd I-REURAcc	FA BC
Fidelity Euro Short Term Bond Y-Acc-EUR	FA BC
Generali IS Euro Bond 1/3Y BX	FA BC
AZ Fd1 AZ Bond - Euro Corp A-AZ Fd Acc	FA BC
Pictet-EUR Short Term High Yield I EUR	FA BC
ODDO BHF Euro Credit Short Dur DP-EUR	FA BC
Carmignac Sécurité A EUR Acc	FA BC
Invesco Euro Short Term Bond C EUR Acc	FA BC
Fonditalia Euro Bond R	FA BC
UBS (Lux) BF CHF P-acc	FA BC
GS ESG Enh Euro Shrt Du Bd Plus I Acc €	FA BC
Takehau Short Duration I EUR Acc	FA BC
Anima Obbligazionario High Yield BT F	FA BC
Pictet-EUR Short Term Corp Bds I	FA BC
AXAWF Euro Credit Short Dur I Cap EUR	FA BC
LUXIM Blackrock Crdt Defensv Strats CX	FA BC
DWS Invest ESG Euro Bonds (Short) FC	FA BC
Pictet-EUR Short Mid-Term Bonds I	FA BC
Schroder ISF EURO S/T Bd A Dis AV	FA BC
Arca Risparmio	FA BC
EuroFundLux - Floating Rate B	FA BC
MS INV F Short Maturity Euro Bond I	FA BC
Candriam Bds Euro Short Term C EUR Cap	FA BC
Tendercapital Bond Two Steps RfI Acc	FA BC
BGF Euro Short Duration Bond A2 EUR	FA BC
Raiffeisen-Euro-Short-Term-Rent R A	FA BC
Tendercapital Glb Bd Shrt DurInstlAccAI	FA BC
EIS Contingent Convertible Bonds I	FA BC
Fidelity Euro Bond FAM L Acc	FA BC
Fidelity Euro Short Term Bond FAM L Acc	FA BC
Janus Henderson Euro CorpBd FAM LEURAcc	FA BC
L&G Euro High Alpha Corp Bond I EUR Acc	FA BC
PIMCO Obbligazionario Prdnt Ins EUR Acc	FA BC
<b>Fixed Income Miscellaneous</b>	
SWC (LU) BF Responsible COCO DTH CHF	FA BC
Muznich Eurp Loans EUR Acc Founder	FA BC
Invesco India Bond C USD Acc	FA BC
Eurizon Securitized Bond ZD EUR Inc	FA BC
Eurizon Obbligazioni Edizione Più	FA BC
<b>Global Fixed Income</b>	
Nomura Fds Global Dynamic Bond I USD	FA BC
H2O Multi Aggregate R USD	FA BC
Legg Mason BW Glb Inc Opt PR \$ Dis(M)*e	FA BC
BlueBay Global High Yield Bd B USD	FA BC
Vanguard Global Credit Bond Ins USDH Acc	FA BC
Janus Henderson Hrnz Glb HY Bd IZ USD	FA BC
Baillie Gifford WW Gbl Strat Bd B \$ Acc	FA BC
M&G (Lux) Glb Corp Bd C USD Acc	FA BC
Aegon Strategic Global Bd B Inc EUR Hdg	FA BC
Threadneedle (Lux) Gbl Corp Bd IU	FA BC
JB FI Global Quality High Yield USD K	FA BC
Invesco Global Inv Grd CorpBd E EUR Acc	FA BC
PIMCO GIS Divers Inc Instl USD Acc	FA BC
Janus Henderson Hrnz Strat Bd A2 USD	FA BC
Capital Group Glb Hi IncOpps(LUX)B	FA BC
Schroder ISF Gbl Corp Bd A Dis MV	FA BC
Muznich Global Tact Crdt HUSD Inc Fndr	FA BC



**10 FUNDSPEOPLE 2021 DATI AL 23 MARZO 2021**

RANK	RENDIMENTO ANNUALIZZATO		VOLAT. 3 ANNI	VALUTA	FONDO	MARCHIO	RENDIMENTO ANNUALIZZATO		VOLAT. 3 ANNI	VALUTA
	5 ANNI	3 ANNI					5 ANNI	3 ANNI		
1	2.45	2.42	5.25	EUR	Candriam Bds Global Hi Yld I EUR Cap	FA B C	5.22	5.73	6.39	EUR
2	3.40	2.38	8.80	EUR	JPM Global Corp Bd A (acc) USD	FA B C	4.57	5.62	5.88	USD
3	1.87	2.32	4.28	EUR	FvS Bond Opportunities EUR I	FA B C	5.35	5.59	6.41	EUR
4	1.66	2.22	4.31	EUR	Schroder ISF Gbl Hi Yld C Acc USD	FA B C	6.80	5.57	11.26	USD
5	0.79	2.16	4.49	EUR	SLI Total Return Credit D Acc GBP	FA B C	5.28	5.23	8.36	GBP
6	2.63	2.14	6.72	EUR	JPM Flexible Credit A (acc) USD	FA B C	5.13	5.22	6.74	USD
7		2.14	3.96	EUR	T. Rowe Price Gbl HY Bd A USD	FA B C	6.18	5.18	9.84	USD
8	1.36	2.04	4.73	EUR	Vontobel TwentyFour StratInc G GBP	FA B C	6.18	5.18	7.23	GBP
9	2.48	1.91	5.29	EUR	PIMCO GIS Gbl Bd Instl USD Acc	FA B C	4.64	5.11	3.25	USD
10	1.39	1.88	5.22	EUR	BlueBay Gbl Inv Grd Corp Bd I EUR	FA B C	4.52	5.06	7.67	EUR
11	2.50	1.81	8.84	EUR	Vontobel Bond Global Aggt AH Hdg USD	FA B C	3.68	4.83	10.67	USD
12	1.91	1.76	2.72	EUR	Fidelity Sust Strat Bd A-Acc-USD	FA B C	3.54	4.82	4.13	USD
13		1.53	4.88	EUR	Candriam Sat Bd Gbl Hi Yld I € Acc	FA B C		4.75	5.18	EUR
14	2.99	1.48	8.74	EUR	JPM Global Bond Opps A (acc) USD	FA B C	4.93	4.75	5.28	USD
15		1.35	4.09	EUR	BGF Global High Yield Bond C1 USD	FA B C	5.53	4.68	9.04	USD
16	1.19	1.21	6.00	EUR	UBAM Global High Yield Solution AC USD	FA B C	5.34	4.63	8.09	USD
17		1.19	1.04	EUR	PIMCO GIS Income E USD Acc	FA B C	5.05	4.55	6.12	USD
18	1.40	1.14	3.74	EUR	PIMCO GIS Gbl Bd Ex-US Instl USD Acc	FA B C	4.43	4.52	3.65	USD
19	0.94	1.09	1.97	EUR	Robeco Global Credits IH EUR	FA B C	3.43	4.47	6.78	EUR
20	1.16	1.02	2.05	EUR	DPAM L Bonds Universalis Uncons B	FA B C	3.77	4.46	8.43	EUR
21	1.45	0.95	6.01	EUR	MS INVF Global Fixed Income Opps Z	FA B C	5.26	4.39	6.30	USD
22	1.56	0.87	8.09	EUR	M&G Total Return Crdt Invmt F GBP H Acc	FA B C	4.41	4.24	5.15	GBP
23	1.18	0.71	4.64	EUR	Fisch Bond Global Corporates BC	FA B C	3.52	4.23	6.39	CHF
24	0.77	0.65	3.28	EUR	Muzinich Enhancedyield S-T HUSD Acc A	FA B C	4.18	4.15	5.64	USD
25	0.66	0.53	2.10	EUR	Schroder ISF Strat Crdt C Acc GBP	FA B C	4.18	4.14	8.21	GBP
26	-0.26	0.47	2.05	EUR	M&G (Lux) Gbl Fl Rt HY CI USD Acc	FA B C	4.87	4.10	11.20	USD
27	0.00	0.45	4.42	CHF	Fidelity Global Bond A-Dis-USD	FA B C	3.74	4.10	4.59	USD
28	0.65	0.44	2.14	EUR	Capital Group Global Bd (LUX) B EUR	FA B C	1.07	4.03	5.15	EUR
29	0.95	0.40	2.22	EUR	Wellington Global HY Bond S EUR Acc H	FA B C	5.04	3.94	9.75	EUR
30		0.38	10.86	EUR	GS Global Fixed Inc (Hdg) I Inc EUR	FA B C	2.27	3.88	3.97	EUR
31	0.57	0.37	2.71	EUR	AXAWF Global Strategic Bds F Cap GBP H	FA B C	3.92	3.84	3.44	GBP
32	0.45	0.34	2.38	EUR	BGF Global Inflation Linked Bd A2 USD	FA B C	4.00	3.79	3.37	USD
33	0.22	0.16	5.60	EUR	M&G (Lux) Gbl Macro Bd A USD Acc	FA B C	3.52	3.79	5.09	USD
34	0.37	0.11	1.93	EUR	Amundi Fds Gbl Aggt Bd I USD C	FA B C	3.58	3.74	6.32	USD
35	0.06	0.00	1.37	EUR	BGF Fixed Income Global Opps A2	FA B C	3.74	3.64	5.37	USD
36	-0.13	-0.07	1.46	EUR	Fidelity Gbl Shrt Dur Inc A-MD-USD	FA B C	2.78	3.58	5.53	USD
37	-0.08	-0.09	1.92	EUR	Pictet-Global Bonds I USD	FA B C	3.18	3.43	5.78	USD
38	-0.84	-0.10	3.89	EUR	Jupiter Dynamic Bond I EUR Q Inc	FA B C	3.08	3.34	4.72	EUR
39	0.11	-0.16	1.50	EUR	MS INVF Global Bond I	FA B C	3.94	3.33	5.50	USD
40	-0.04	-0.25	1.44	EUR	Robeco High Yield Bonds DH €	FA B C	4.46	3.23	8.73	EUR
41	1.22	-0.26	4.01	EUR	Wellington Global Bond S USD Acc	FA B C	3.00	3.19	4.29	USD
42	-0.03	-0.27	1.94	EUR	PIMCO GIS Gbl Rl Ret Instl EUR H Acc	FA B C	3.29	3.15	5.75	EUR
43	-0.23	-0.28	1.43	EUR	iShares Green Bd Ldx (IE) D Acc EUR	FA B C		3.09	4.30	EUR
44		-2.21	4.38	EUR	ERSTE Responsible Bond Global Impact T	FA B C	1.21	3.09	4.11	EUR
45				EUR	AS SICAV I Global Bond I Acc USD	FA B C	2.72	3.03	4.83	USD
46				EUR	AXAWF Global Green Bds I Dis EUR	FA B C	1.65	3.02	4.47	EUR
47				EUR	Mirabaud Global Strategic Bd A USD Acc	FA B C	3.24	3.02	5.07	USD
48				EUR	Amundi Rspnb Investing Imp Gr Bds I C	FA B C		2.98	4.47	EUR
49				EUR	JPM Global Strat Bd A perf (acc) USD	FA B C	3.09	2.97	3.08	USD
50				EUR	Invesco Global Trl Ret EUR Bd C EUR Acc	FA B C	2.93	2.89	4.32	EUR
51				EUR	Fonditalia Opportunities Divers Inc S	FA B C		2.88	6.53	EUR
52	6.75	4.51	14.64	CHF	Fondo Alto Internazionale Obblig A	FA B C	0.85	2.84	5.38	EUR
53		2.94	12.15	EUR	FISCH Bond Global High Yield AE2	FA B C	4.29	2.79	9.31	EUR
54	4.42	2.85	8.00	USD	AXAWF Global Infl Bds I Cap EUR	FA B C	2.57	2.78	5.21	EUR
55		-0.01	7.03	EUR	AXAWF Global High Yield Bds F Dis EUR H	FA B C	4.49	2.78	8.71	EUR
56				EUR	Eurizon Absolute Green Bonds Z Acc	FA B C		2.78	7.87	EUR
57				EUR	Eurizon Global Bond Z EUR	FA B C		2.68	5.51	EUR
58	8.63	9.40	7.19	USD	Schroder ISF Gbl InflLnkdBd C Acc EUR	FA B C	2.61	2.57	5.43	EUR
59	8.64	8.82	7.80	USD	LUX IM Twentyfour Global Strategic Bd HX	FA B C	2.88	2.54	6.72	EUR
60	7.26	8.30	6.16	USD	Schroder ISF Global Bond A Dis AV	FA B C	2.95	2.45	6.99	USD
61	7.42	7.86	9.11	USD	Pramerica Sicav Global Inflation Lnkd I	FA B C		2.22	2.59	EUR
62		7.86	5.84	USD	Amundi Fds Optimal Yld S/T I2 EUR C	FA B C		2.15	10.16	EUR
63	8.61	7.52	10.49	USD	JPM Global Government Bond A (acc) EUR	FA B C	1.06	2.08	3.58	EUR
64	6.85	7.21	6.10	USD	Carmignac PF Global Bond A EUR Acc	FA B C	2.94	1.97	10.11	EUR
65	6.16	7.13	5.82	USD	Nordea 1 - Flexible Fixed Income BI EUR	FA B C	0.97	1.38	1.97	EUR
66	4.69	6.92	7.66	EUR	Eurizon Absolute High Yield Z EUR	FA B C		1.17	6.40	EUR
67	5.76	6.80	5.96	USD	Quaestio Solutions Funds Gb Mcr Bd I Acc	FA B C	1.10	1.07	5.06	EUR
68		6.68	8.18	USD	Mediolanum Ch International Bond LH A	FA B C	-0.91	0.55	3.51	EUR
69	3.54	6.58	6.89	EUR	Templeton Global Bond A(Mdis)USD	FA B C	0.86	-1.07	6.16	USD
70	6.96	6.54	7.18	USD	Templeton Global Trl Ret A(acc)USD	FA B C	0.31	-3.17	8.02	USD
71		6.13	5.52	USD	Anima Obbligazionario Flessibile F	FA B C				EUR
72	5.44	5.99	10.27	EUR	LUX IM Fidelity Global Low Duration HX	FA B C				EUR
73	4.96	5.89	7.06	USD	EIS Global Bond I	FA B C				EUR
74	5.14	5.88	5.63	USD	Invesco Global Trl Ret Bd FAM L EUR Acc	FA B C				EUR

La proprietà intellettuale è riconducibile alla fonte specificata in testa alla pagina. Il ritaglio stampa è da intendersi per uso privato



I FONDI CON MARCHIO FUNDSPEOPLE 2021

DATI AL 23 MARZO 2021

FONDO	MARCHIO	RENDIMENTO ANNUALIZZATO 5 ANNI	RENDIMENTO ANNUALIZZATO 3 ANNI	VOLAT. 3 ANNI	VALUTA	FONDO	MARCHIO	RENDIMENTO ANNUALIZZATO 5 ANNI	RENDIMENTO ANNUALIZZATO 3 ANNI	VOLAT. 3 ANNI	VALUTA
<b>US Fixed Income</b>						<b>Europe Equity Large Cap</b>					
TCW Fds MetWest High Yield Bd IU	FA BC	7,42	8,05	6,25	USD	DNCA Invest Norden Europe Q EUR	FA BC		25,54	16,24	EUR
PGIM Broad Market US HY Bd USD I Acc	FA BC	8,30	7,90	9,18	USD	MS INV F Europe Opportunity Z	FA BC		22,69	15,35	EUR
PineBridge USD Inv Grd Crd X USD Acc	FA BC		7,66	7,45	USD	Mirova Europe Environmental Eq I/A EUR	FA BC	11,99	16,41	18,01	EUR
NN (L) US Credit P Cap USD	FA BC	5,58	7,19	7,24	USD	Comgest Growth Europe Opps EUR Acc	FA BC	16,36	15,74	18,68	EUR
Lord Abbett Multi Sector Inc I USD Acc	FA BC	8,14	7,11	9,07	USD	BGF Continental Eur Flex E2 EUR	FA BC	12,85	15,31	18,27	EUR
Wells Fargo(Lux)WF \$ IG Crd I \$ Net Inc	FA BC		6,99	6,45	USD	Threadneedle Pan Eurp Focus Ins Acc GBP	FA BC	11,31	14,51	14,56	GBP
Capital Group US Corp Bd (LUX) Z	FA BC	5,36	6,88	6,10	USD	Comgest Growth Europe EUR Acc	FA BC	11,41	14,34	14,11	EUR
Candriam GF US HY Corporate Bds IG acc	FA BC	7,93	6,87	8,76	GBP	Carmignac PF Grande Europe A EUR Acc	FA BC	11,52	14,05	14,66	EUR
MFS Meridian US Corporate Bond II USD	FA BC	5,07	6,66	6,90	USD	Candriam Eqs L Eur Innov C EUR Cap	FA BC	11,37	13,96	14,26	EUR
PIMCO GIS US Hi Yld Bd Instl USD Acc	FA BC	7,05	6,11	8,87	USD	NN (L) European Sust Eq I Cap EUR	FA BC	11,37	13,86	15,63	EUR
AXAWF US High Yield Bonds I Cap USD	FA BC	7,38	6,10	7,57	USD	Fidelity European Dynamic Gr A-Dis-EUR	FA BC	11,15	13,84	15,56	EUR
UBAM - US High Yield Solution IC USD	FA BC		5,98	8,26	USD	Nordea 1 - Nordic Stars Equity BI EUR	FA BC	10,95	13,82	17,65	EUR
Amundi Fds Pioneer US Bd A2 EUR C	FA BC	2,38	5,97	5,71	EUR	DPAM INVEST B Equities Europe Sust B Cap	FA BC	11,46	13,75	15,83	EUR
JPM Income A (acc) USD	FA BC	5,55	5,54	6,87	USD	DNCA Invest SRI Europe Gr I EUR	FA BC	11,53	13,54	14,24	EUR
Schroder ISF US Dlr Bd C Dis USD AV	FA BC	4,00	5,48	4,02	USD	AXAWF Fram Switzerland F Cap CHF	FA BC	13,43	13,04	13,59	CHF
TCW Fds MetWest Total Return Bd IU	FA BC	3,64	5,43	3,45	USD	BSF European Opps Extension A2 EUR	FA BC	11,92	11,96	17,61	EUR
PIMCO GIS Td Ret Bd Instl USD Acc	FA BC	4,02	5,10	3,63	USD	AS SICAV I European Eq A Acc EUR	FA BC	9,95	11,94	14,64	EUR
JPM US Aggregate Bond A (dist) USD	FA BC	2,88	4,45	3,54	USD	Threadneedle (Lux) European Select IE	FA BC	9,86	11,89	14,59	EUR
Amundi Fds Priv Strat Inc A USD C	FA BC	3,93	4,32	8,29	USD	Threadneedle European Sel Ins Acc GBP	FA BC	11,69	11,37	15,51	GBP
GS US Mortg Bkd Secs I Inc USD	FA BC	2,83	4,31	1,97	USD	BGF European Focus A2	FA BC	9,41	11,36		USD
Vanguard U.S. Govt Bd Ldx \$ Acc	FA BC	2,27	4,21	4,31	USD	UBS (Lux) Eq Eurp Opp Sst (EUR) P acc	FA BC	7,13	11,12	14,76	EUR
Pictet-USD Government Bonds P USD	FA BC	2,15	4,20	4,83	USD	MFS Meridian European Value AI EUR	FA BC	8,75	11,04	14,30	EUR
Franklin Strategic Income I(acc)USD	FA BC	4,02	4,01	7,31	USD	Echiquier Positive Impact Europe A	FA BC	11,12	10,78	14,71	EUR
JPM Global High Yield Bond C (acc) EURH	FA BC	4,74	3,50	11,95	EUR	Candriam Sst Eq Euro I Acc €	FA BC	9,11	10,67	16,45	EUR
GS US Dollar Short Dur Bond I Acc USD	FA BC		3,24	1,54	USD	JB Eq Global Excell Eurp EUR B	FA BC	8,40	10,61	13,62	EUR
MS INV F US Dollar Short Duration Bond Z	FA BC		2,81	1,24	USD	Amundi Fds Eurp Eq Green Imp I EUR C	FA BC	7,47	10,03	18,98	EUR
JPM Income Opp A perf (acc) EURH	FA BC	0,71	-0,57	7,01	EUR	LO Funds Swiss Equity CHF NA	FA BC	11,84	9,86	12,79	CHF
Loomis Sayles US Core Plus Bd N/A USD	FA BC				USD	BGF European Special Situations A2	FA BC	10,75	9,76		USD
<b>Asia Equity</b>						<b>Mandarine Active G</b>					
JPM Pacific Equity A (dist) USD	FA BC	17,55	14,02	17,20	USD	Fidelity Sustainable Euroz Eq E-Acc-EUR	FA BC	7,65	9,59	17,36	EUR
Fidelity Pacific A-Dis-USD	FA BC	13,43	10,31	20,90	USD	UBAM Swiss Equity AC CHF	FA BC	10,95	9,53	13,30	CHF
Gamax Asia Pacific A	FA BC	10,47	7,13	16,89	EUR	Candriam Sust Europe C Cap	FA BC	8,07	9,48	16,45	EUR
<b>Asia ex-Japan Equity</b>						<b>DPAM Equities L EMU SRI MSCl Index B</b>					
MS INV F Asia Opportunity Z	FA BC		22,10	20,20	USD	UBS (Lux) EF Euro Countrs Oppo (EUR) P	FA BC	7,90	9,42	16,49	EUR
Fidelity Asia Pacific Opps Y-Acc-EUR	FA BC	17,64	20,14	20,10	EUR	LO Funds Europe High Conv EUR ND	FA BC	8,63	9,36	14,84	EUR
Matthews Asia Ex Japan Div I USD Acc	FA BC	19,69	15,80	17,45	USD	Uninstitutional Eurp Eq Concentrated	FA BC	9,01	9,30	16,75	EUR
JPM Asia Growth A (acc) USD	FA BC	19,75	15,70	19,33	USD	Janus Henderson Pan Eurp R€ EUR	FA BC	7,59	9,25	16,87	EUR
GAM Multistock Asia Focus Equity USD C	FA BC	20,66	14,78	19,29	USD	CS European Dividend Value FB EUR	FA BC	10,43	9,21	16,15	EUR
T. Rowe Price Asian Opp Eq I USD	FA BC	18,05	14,60	18,12	USD	Candriam Sst Eq EMU I E Acc	FA BC	9,46	9,10	18,71	EUR
GemAsia I	FA BC		14,25	19,83	EUR	AXAWF Fram Eurozone RI F Cap EUR	FA BC	8,79	8,84	17,67	EUR
Schroder ISF Emerging Asia C Acc USD	FA BC	19,13	14,23	19,72	USD	Questio Solutions Funds Eur Bt Eq I Acc	FA BC	8,58	8,84	16,41	EUR
Nikko AM Asia Ex-Japan A USD	FA BC	15,93	14,22	19,42	USD	CS (Lux) Eurozone Quality Gr Eq EB EUR	FA BC	9,29	8,81	19,91	EUR
LO Funds Asia High Conv USD PA	FA BC	18,85	13,77	17,93	USD	Threadneedle (Lux) Pan Eur Eq Dv 9EP EUR	FA BC	5,94	8,77	18,44	EUR
Threadneedle Asia Ins Acc GBP	FA BC	17,27	13,74	20,25	GBP	DPAM INVEST B Equities Euroland A Dis	FA BC	10,16	8,76	16,74	EUR
Mirae Asset Asia Great Consumer Eq I USD	FA BC	16,36	13,73	17,51	USD	Eleva UCITS Eleva Euroland Sel I EUR acc	FA BC		8,72	19,68	EUR
Invesco Asian Equity C USD AD	FA BC	16,62	11,95	20,99	USD	Vontobel European Equity A EUR	FA BC	5,11	8,71	13,57	EUR
Fidelity Sustainable Asia Eq A-Dis-USD	FA BC	16,23	11,90	18,82	USD	G Fund Total Return All Cap Europe IC	FA BC	6,57	8,61	14,16	EUR
UBS (Lux) KSS Asian Eqs \$ USD P Acc	FA BC	17,66	11,90	19,81	USD	MFS Meridian European Research AI EUR	FA BC	7,44	8,51	14,67	EUR
Invesco Asia Opportunities Eq C USD Acc	FA BC	15,12	11,65	18,06	USD	Pictet-Quest Europe Sust Eqs P EUR	FA BC	6,61	8,49	16,59	EUR
Schroder ISF Asian Opports A Dis USD AV	FA BC	17,05	11,56	20,21	USD	Eleva UCITS Eleva Eurp Sel I EUR acc	FA BC	9,35	8,29	18,37	EUR
FSSA Asian Eq Plus I USD Inc	FA BC	13,99	11,09	16,46	USD	HSBC GIF Euroland Growth MIC	FA BC	8,55	8,20	18,37	EUR
UBS (Lux) ES As Smllr Coms (USD) P-acc	FA BC	13,17	11,04	18,49	USD	Generali SRI Ageing Population AY EUR	FA BC	8,09	7,86	16,14	EUR
FSSA Asia Focus III USD Acc	FA BC	13,90	10,22	15,86	USD	iShares Europe Index (IE) Flex Acc EUR	FA BC	7,44	7,58	16,98	EUR
Templeton Asian Growth A(Ydis)USD	FA BC	13,11	8,54	19,67	USD	Fidelity European Div Y-Acc-EUR	FA BC	5,71	7,48	16,29	EUR
<b>Australia &amp; New Zealand Equity</b>						<b>EdR SICAV Euro Sustainable Eq A EUR</b>					
AS SICAV I AUS Equity A Acc AUD	FA BC	9,11	8,76	20,85	AUD	Ofi Find Inv RS Euro Eq Smt Beta XL A/I	FA BC	8,61	7,25	17,51	EUR
<b>Consumer Goods &amp; Services Sector Equity</b>						<b>Mirova Euro Sustainable Equity R/A EUR</b>					
Invesco Gbl Consmr Trnds A USD Acc	FA BC	24,18	23,76	26,83	USD	Sycamore Shared Growth A	FA BC	7,14	7,03	18,50	EUR
LO Funds World Brands P EUR Acc	FA BC	19,46	20,20	20,15	EUR	BGF European Equity Income A2	FA BC	6,63	6,76	12,88	EUR
Fidelity Global Cnsmr Inds A-Dis-EUR	FA BC	13,27	16,97	15,67	EUR	Allianz Valeurs Durables RC	FA BC	5,09	6,73	16,49	EUR
Pictet-Premium Brands I EUR	FA BC	13,13	16,56	21,35	EUR	JPM Europe Select Equity A (acc) EUR	FA BC	7,61	6,72	18,46	EUR
CPR Invest Food For Gens I EUR Acc	FA BC		11,19	16,77	EUR	Amundi Fds Eurp Equity Cnsv I EUR C	FA BC	6,90	6,69	17,50	EUR
<b>Energy Sector Equity</b>						<b>Amundi Fds Euroland Equity E2 EUR C</b>					
BGF Sustainable Energy A2	FA BC	16,73	20,24	20,07	USD	DWS Invest II Eurp Top Div XC	FA BC	5,77	6,55	13,16	EUR
Pictet-Clean Energy I USD	FA BC	17,63	19,35	22,47	USD	Cleome Index Europe Equities Y EUR Acc	FA BC	6,78	6,54	20,93	EUR
Eurizon Azioni Energia E Mat Prime	FA BC	4,31	0,60	26,52	EUR	Amundi Azionario Val Eurp a dist A	FA BC	6,22	6,34	15,84	EUR
<b>Equity Miscellaneous</b>						<b>CS (Lux) European Div Plus Eq EB EUR</b>					
Pictet-Water I EUR	FA BC	11,34	14,31	17,38	EUR	HSBC RIF SRI Euroland Equity AC	FA BC	6,22	6,24	16,46	EUR
Pictet-Nutrition I USD	FA BC	11,55	11,42	15,66	USD	Janus Henderson Hrn Euroland A2 EUR	FA BC	4,95	6,20	17,82	EUR
Eurizon Sustainable Global Eq Z EUR Acc	FA BC		6,65	21,20	EUR	DPAM L Equities Conviction Research B	FA BC	7,93	5,89	18,78	EUR
<b>Europe Emerging Markets Equity</b>						<b>New Capital Dynamic Eurp Eq EUR Ord Inc</b>					
Schroder ISF Emerging Europe C Acc EUR	FA BC	11,75	5,25	26,41	EUR	Eurizon Top European Research Z EUR Acc	FA BC	6,17	5,40	14,01	EUR
Deka-ConvergenceAktien CF	FA BC	8,48	4,51	22,81	EUR	Fonditalia Equity Europe R	FA BC	5,14	4,87	14,90	EUR
						JPM Europe Equity Plus A perf (acc) EUR	FA BC	4,57	4,57	17,46	EUR
							FA BC	4,36	4,47	16,09	EUR
							FA BC	5,30	4,03	18,82	EUR

ANALISI **RANKING**

**I FONDI CON MARCHIO**

FONDO	MARCHIO
Euromobiliare PIR Italia Azionario A	FA B C
Schroder ISF EURO Equity C Dis EUR AV	FA B C
AB Eurozone Eq PFI X Acc	FA B C
Invesco Pan Eur StructEq C EUR Acc	FA B C
Amundi Fds European Eq Val M2 EUR C	FA B C
AB European Eq PFI A Acc	FA B C
JPM Europe Strategic Dividend A (acc) EUR	FA B C
Tendercapital Secular Euro Instl € Acc	FA B C
Schroder ISF Eurp Div Mxmsr C Acc EUR	FA B C
JPMorgan European Equity FAM L EUR Inc	FA B C
Interfund Team Equity Europe A	FA B C
<b>Europe Equity Mid/Small Cap</b>	
Nordea 1 - Nordic Equity Small Cp BP SEK	FA B C
Comgest Growth Eurp Smir Coms EUR Acc	FA B C
Wellington Pan Eurp Sm Cp Eq S EUR AccUh	FA B C
Threadneedle (Lux) Pan Eurp SmCp Opps AE	FA B C
BGF Swiss Small & MidCap Opps A2 CHF	FA B C
Echiquier Entrepreneurs A	FA B C
T. Rowe Price Eurp Smir Cm Eq I EUR	FA B C
Echiquier Agenor SRI Mid Cap Eurp A	FA B C
Threadneedle Eurp Smir Coms Ins Acc GBP	FA B C
Echiquier Agenor Mid Cap Europe B EUR	FA B C
Arca Economia Reale Equity Italia I	FA B C
Oddo BHF Avenir Europe CR- EUR	FA B C
Symphonia Azionario Small Cap Italia	FA B C
Sycamore Fund Happy @ Work I	FA B C
Anima Iniziativa Italia F	FA B C
Oddo BHF Avenir Euro CR- EUR	FA B C
Amundi Fds European Eq Sm Cp A EUR C	FA B C
<b>Financials Sector Equity</b>	
Jupiter Financial Innovt L GBP A Inc	FA B C
Polar Capital Global Ins A GBP Inc	FA B C
<b>Global Emerging Markets Equity</b>	
Carmignac PF Emergents F EUR Acc	FA B C
Nordea 1 - Emerging Stars Equity BI EUR	FA B C
Threadneedle Global EM Eq Ins Acc GBP	FA B C
Fidelity Emerging Mkts Foc I-Acc-USD	FA B C
BGF Emerging Markets A2	FA B C
Wellington EM Development S USD Acc UnH	FA B C
JPM Emerging Markets Equity A (dist) USD	FA B C
GemEquity I	FA B C
Capital Group New World (LUX) Z	FA B C
Schroder ISF Em Mkts Eq Alp C Acc USD	FA B C
GQG Partners Emerging Mkts Eq I EUR Acc	FA B C
Candriam Sst Eq Em Mkts R € Acc	FA B C
Federated Hermes Glb Em Mkts R EUR Acc	FA B C
Driehaus Em Mkts Sust Eq C USD Acc	FA B C
Wells Fargo (Lux) WF EM Eq I USD Acc	FA B C
Allianz GEM Equity High Div I EUR	FA B C
Schroder ISF Glb Em Mkt Opps C Acc USD	FA B C
Fidelity Em Mkts A-DIST-USD	FA B C
Amundi Fds Em Mkts Eq Foc I USD C	FA B C
Wellington Emerging Mkt Eq S USD Acc UnH	FA B C
Candriam Eqs L Em Mkts C EUR Cap	FA B C
Capital Group Em Mkts Gr (LUX) B	FA B C
JPM Emerging Markets Div A (acc) EUR	FA B C
RWC Global Emerging Markets B USD	FA B C
AS SICAV I EM Sst & Rspnb Invmt Eq Acc \$	FA B C
Vontobel mtx Sust Em Mkts Ldrs I USD	FA B C
Templeton Emerging Markets A(Ydis)USD	FA B C
JPM Emerging Mkts Opps A (acc) USD	FA B C
Schroder ISF Em Mkts A Dis USD AV	FA B C
JPM Em Mkts Small Cap A (acc) perf EUR	FA B C
iShares EmergMkts Idx (IE) Flex Acc GBP	FA B C
Eurizon Equity Emerging Mkts LTE Z Acc	FA B C
Fisher Invt Instl EM Smll Cp Eq ESG USD	FA B C
CSIF (Lux) Equity Emerging Mkts QB EUR	FA B C
Schroder ISF Gbl EM Smir Coms C Acc USD	FA B C
Vontobel Emerging Markets Eq A USD	FA B C
Pictet-Emerging Markets Index I USD	FA B C
<b>Global Equity Large Cap</b>	
MS INV Global Advantage Z	FA B C
GAM Star Disruptive Gr Instl USD Acc	FA B C
DPAM INVEST B Eqs NewGems Sust A Dis	FA B C







**10 FUNDSPEOPLE 2021 DATI AL 23 MARZO 2021**

RENDIMENTO ANNUALIZZATO		VOLAT. 3 ANNI	VALUTA	FONDO	MARCHIO	RENDIMENTO ANNUALIZZATO		VOLAT. 3 ANNI	VALUTA
5 ANNI	3 ANNI					5 ANNI	3 ANNI		
	3.91	18.39	EUR	Robeco Global Consumer Trends D €	<b>F A B C</b>	19.30	22.95	17.35	EUR
6.58	3.88	20.56	EUR	MS INV F Global Opportunity Z	<b>F A B C</b>	25.58	22.73	19.55	USD
7.83	3.41	21.52	EUR	Artisan Global Discovery I USD Acc	<b>F A B C</b>		22.70	18.86	USD
4.17	3.36	15.83	EUR	T. Rowe Price Gbl Foc Gr Eq A USD	<b>F A B C</b>	22.84	22.27	20.63	USD
6.97	3.36	24.88	EUR	CPR Invest Gbl Dsrpt Opp R EUR Acc	<b>F A B C</b>		21.79	21.69	EUR
5.46	2.10	20.40	EUR	Loomis Sayles Global Gr Eq Q/A USD	<b>F A B C</b>		20.10	17.38	USD
2.52	1.87	20.25	EUR	Artisan Global Opportunities I EUR Acc	<b>F A B C</b>	17.56	20.03	17.53	EUR
2.86	0.90	16.53	EUR	Schroder ISF Gbl Clmt Chg Eq C Acc USD	<b>F A B C</b>	18.81	19.99	20.20	USD
-0.12	-4.08	19.88	EUR	AMP Capital Global Companies I USD Acc	<b>F A B C</b>		19.93	17.09	USD
			EUR	Threadneedle (Lux) Global Focus W	<b>F A B C</b>	16.90	18.50	16.01	USD
			EUR	Legg Mason MC Gbl L-T Uncons S GBP Acc	<b>F A B C</b>		18.38	15.81	GBP
			EUR	Robeco Sust Gbl Stars Eqs Fd EUR	<b>F A B C</b>		14.76	18.18	EUR
19.19	18.10	18.70	SEK	Robeco Sustainable Gbl Stars Eqs D EUR	<b>F A B C</b>	13.65	18.11	17.62	EUR
16.39	16.42	18.69	EUR	DPAM INVEST B Equities World Sust A Dis	<b>F A B C</b>	14.41	17.92	15.37	EUR
	13.33	19.22	EUR	Nikko AM Global Equity A USD Acc	<b>F A B C</b>	17.37	17.91	16.88	USD
12.70	12.33	19.11	EUR	Capital Group New Pers (LUX) ZL	<b>F A B C</b>	17.38	17.68	18.90	USD
15.78	11.98	16.17	CHF	Vontobel Clean Technology I EUR	<b>F A B C</b>	13.95	17.40	20.03	EUR
14.88	11.51	17.65	EUR	UBAM 30 Global Leaders Equity IHC USD	<b>F A B C</b>	15.46	17.14	15.68	USD
14.16	11.27	20.88	EUR	Fundsmith Equity I EUR Acc	<b>F A B C</b>	15.16	17.08	15.38	EUR
12.48	10.92	14.93	EUR	Artisan Global Equity I USD Acc	<b>F A B C</b>	17.70	16.85	16.54	USD
14.28	10.88	19.04	GBP	LGT Sustainable EF Global (EUR) IM	<b>F A B C</b>	13.25	16.30	16.54	EUR
12.44	10.81	15.07	EUR	Seilern World Growth CHF H R	<b>F A B C</b>	14.94	16.14	18.67	CHF
14.62	10.31	20.48	EUR	Wellington Gbl Quality Gr S Acc UnH	<b>F A B C</b>	16.87	16.00	16.78	USD
10.45	8.44	17.82	EUR	DPAM Equities L World SRI MSCI Index F	<b>F A B C</b>		15.94	17.00	EUR
12.63	7.57	18.93	EUR	DNCA Invest Beyond Global Leaders I EUR	<b>F A B C</b>	13.46	15.93	17.04	EUR
8.90	6.97	16.61	EUR	Pictet - Security I USD	<b>F A B C</b>	15.00	15.83	18.67	USD
11.58	6.92	22.26	EUR	Pictet - Global Envir Opps I USD	<b>F A B C</b>	16.45	15.58	18.72	USD
9.67	5.85	19.40	EUR	Aviva Investors Gbl Eq Endur I USD Acc	<b>F A B C</b>		15.55	17.91	USD
5.10	4.51	22.48	EUR	Federated Hermes Imp Opps Eq X USD Acc	<b>F A B C</b>		15.36	19.97	USD
			GBP	Ardevora Global Long Only Eq C GBP Acc	<b>F A B C</b>	16.48	15.05	19.13	GBP
14.95	12.24	23.75	GBP	Vanguard ESG Dev Wild All Cp Eq IxdEURAcc	<b>F A B C</b>	11.96	14.77	18.15	EUR
10.07	7.10	18.44	GBP	LGT Sustainable Equity Global E USD	<b>F A B C</b>		14.76	16.52	USD
			EUR	Amundi IS MSCI World IE-C	<b>F A B C</b>	11.97	14.54	18.42	EUR
			USD	Pictet - Global Megatrend Sel I USD	<b>F A B C</b>	15.22	14.49	18.37	USD
13.43	17.75	20.71	EUR	MS INV F Global Quality Z	<b>F A B C</b>	13.58	14.46	15.24	USD
16.34	14.18	20.91	EUR	Pictet SmartCity I dm GBP	<b>F A B C</b>	11.28	14.44	17.87	GBP
14.33	13.47	22.80	GBP	Fidelity Global Focus A-Dis-USD	<b>F A B C</b>	14.98	14.43	16.79	USD
17.13	13.47	18.94	USD	Pictet - Global Thematic Opps-I GBP	<b>F A B C</b>		14.40	18.61	GBP
16.98	12.61	20.05	USD	Candriam Eqs L Gbl Demography C EUR Cap	<b>F A B C</b>	12.04	14.40	17.85	EUR
17.52	12.59	19.90	USD	iShares DevWild ex Tbo Idx (IE) Flex DisE	<b>F A B C</b>	14.10	14.24	18.39	GBP
17.01	12.25	20.34	USD	JPM Global Focus A (dist) EUR	<b>F A B C</b>	12.65	14.19	20.31	EUR
15.45	11.59	20.66	EUR	Eurizon Azionario Intl Etico	<b>F A B C</b>	11.10	14.18	18.96	EUR
13.87	11.46	18.24	USD	Ninety One GSF Gbl Frchs I Acc USD	<b>F A B C</b>	12.38	14.10	15.07	USD
	11.45	21.09	USD	Fidelity World A-Dis-EUR	<b>F A B C</b>	12.67	14.09	19.03	EUR
	11.01	18.05	EUR	L&G World Equity Index I GBP Acc	<b>F A B C</b>		14.04	18.24	GBP
14.60	10.93	20.21	EUR	RobecoSAM Global SDG Equities S EUR Acc	<b>F A B C</b>		14.02	14.10	EUR
14.00	10.54	20.88	EUR	RobecoSAM Gbl Gndr Eqly Imp Eqs I EUR	<b>F A B C</b>	12.02	13.87	16.56	EUR
15.46	10.50	18.45	USD	Carmignac Investissement A EUR Acc	<b>F A B C</b>	10.89	13.59	18.99	EUR
14.71	10.32	19.90	USD	BNY Mellon Long-Term Gbl Eq USD C Acc	<b>F A B C</b>	13.61	13.46	16.46	USD
12.25	9.81	19.60	EUR	State Street World ESG Index Eq I USD	<b>F A B C</b>	13.42	13.41	17.69	USD
16.16	9.76	21.53	USD	MS INV F Global Brands A	<b>F A B C</b>	12.86	13.31	14.45	USD
13.77	9.60	20.63	USD	Man GLG RI Global Sustainable Gr I USD	<b>F A B C</b>	14.76	13.29	15.59	USD
13.06	9.43	19.28	USD	Ninety One GSF Gbl Qul Eq Inc I Inc USD	<b>F A B C</b>	10.26	13.26	14.42	USD
15.28	9.38	21.44	USD	Vontobel Global Equity A USD	<b>F A B C</b>	13.37	13.24	16.27	USD
13.31	9.36	20.76	EUR	Russell Investments Gbl Lw Crbn Eq A USD	<b>F A B C</b>		13.16	18.06	USD
14.39	9.21	19.28	USD	Fidelity Global Dividend I-Acc-EUR	<b>F A B C</b>	8.54	13.12	13.68	EUR
10.83	9.18	19.91	EUR	MS INV F Global Brands Eq Inc Z	<b>F A B C</b>		13.11	13.79	USD
17.20	9.03	26.31	USD	Comgest Growth World USD Acc	<b>F A B C</b>	15.62	12.97	13.31	USD
	8.87	21.73	USD	Vanguard Gbl Stk Idx S Acc	<b>F A B C</b>	13.27	12.92	18.18	USD
16.33	8.38	18.33	USD	AXAWF Global Factors-Sust Eq I Cap USD	<b>F A B C</b>	12.28	12.90	15.49	USD
14.48	8.37	20.80	USD	Fidelity FIRST All Country Wild I-Acc-GBP	<b>F A B C</b>	12.99	12.86	17.45	GBP
15.39	8.22	19.82	USD	Pictet - Quest Global Equities I EUR	<b>F A B C</b>	9.88	12.84	16.28	EUR
14.20	7.86	20.43	USD	Fidelity Global Equity Inc I-Acc-USD	<b>F A B C</b>	10.39	12.75	13.17	USD
10.58	7.83	20.73	EUR	Mirabaud Sustainable Gbl Fcs A USD Acc	<b>F A B C</b>	14.13	12.71	15.81	USD
13.23	7.62	19.72	GBP	Fundquest Ethisworld B A/I	<b>F A B C</b>	11.02	12.63	17.51	EUR
10.17	7.29	20.02	EUR	CS (Lux) Security Equity BH CHF	<b>F A B C</b>	12.74	12.34	23.53	CHF
	7.22	23.60	USD	DWS Invest ESG Equity Income XD	<b>F A B C</b>		12.29	14.24	EUR
10.95	7.16	19.17	EUR	MFS Meridian Global Rsrch Focus A1 USD	<b>F A B C</b>	12.24	12.16	16.69	USD
11.18	6.72	22.40	USD	LUX IM Pictet Future Trends EX	<b>F A B C</b>	7.37	11.85	19.33	EUR
9.32	6.16	17.96	USD	Gamax Funds Junior A	<b>F A B C</b>	10.23	11.74	15.03	EUR
12.23	5.90	19.29	USD	Dimensional Global Core Equity A	<b>F A B C</b>	12.63	11.69	19.71	USD
			USD	MFS Meridian Global Equity A1 USD	<b>F A B C</b>	11.41	11.48	18.27	USD
28.25	30.16	24.05	USD	Guinness Global Equity Inc D USD Dist	<b>F A B C</b>	10.76	10.99	15.85	USD
31.12	29.57	20.92	USD	Ardevora Global Equity B GBP Acc	<b>F A B C</b>	13.68	10.85	16.29	GBP
18.91	24.03	18.82	EUR	Amundi Fds Gbl Eq Sust Inc I2 EUR C	<b>F A B C</b>	7.02	10.38	16.16	EUR

La proprietà intellettuale è riconducibile alla fonte specificata in testa alla pagina. Il ritaglio stampa è da intendersi per uso privato



I FONDI CON MARCHIO FUNDSPEOPLE 2021

DATI AL 23 MARZO 2021

FONDO	MARCHIO	RENDIMENTO ANNUALIZZATO		VOLAT. 3 ANNI	VALUTA	FONDO	MARCHIO	RENDIMENTO ANNUALIZZATO		VOLAT. 3 ANNI	VALUTA
		5 ANNI	3 ANNI					5 ANNI	3 ANNI		
M&G (Lux) Glb Dividend CI USD Acc	FA B C	12,26	10,28	22,46	USD	iShares Japan Index (IE) Flex Acc USD	FA B C	10,83	7,69	17,31	USD
AB SICAV I Low Volatility Eq SI USD Acc	FA B C	10,42	10,24	14,49	USD	AS SICAV I Jpn SmirComs A Acc GBP	FA B C	11,65	7,58	20,03	GBP
BL-Equities Dividend A EUR	FA B C	7,22	10,16	11,88	EUR	Vanguard Jpn Stk Idx \$ Acc	FA B C	10,59	7,49	17,13	USD
BNY Mellon Global Equity Inc USD C Inc	FA B C	9,07	9,49	16,75	USD	Janus Henderson Hrnz Jpn Smr Coms A2 USD	FA B C	11,46	7,47	20,49	USD
Capital Group World Div Grwr (LUX) Z	FA B C	8,98	9,41	14,84	USD	Eurizon Equity Japan R Acc	FA B C	7,32	5,12	18,34	EUR
LUX IM Blackrock Global Equity Div FX	FA B C	8,64	9,26	16,62	EUR	<b>Latin America Equity</b>					
CS (Lux) Global Div Plus Eq EB USD	FA B C	8,59	7,51	15,29	USD	DWS Invest Brazilian Equities LC	FA B C	17,81	12,38	39,86	EUR
AZ Fd 1AZ Eq Glb Gr A-AZ Acc	FA B C	8,74	7,40	23,44	EUR	DWS Invest Latin American Eqs FC	FA B C	11,98	7,93	34,01	EUR
Anima Valore Globale A	FA B C	7,90	7,35	21,38	EUR	Schroder ISF Latin American A Dis AV	FA B C	6,48	-2,84	34,06	USD
State Street Gbl ESG Scrn Defv Eq I	FA B C	7,41	6,13	13,44	USD	Threadneedle Latin America Retail Acc	FA B C	3,99	-3,86	34,18	GBP
Antipodes Global F USD Acc	FA B C		5,43	15,15	USD	<b>Natural Resources Sector Equity</b>					
Schroder ISF Gbl Div Mxms C Acc USD	FA B C	6,50	2,03	21,76	USD	BGF World Mining A2	FA B C	18,56	13,44	28,34	USD
Mediolanum BB Dynamic Intl Val Opp LA	FA B C		0,83	19,00	EUR	AS SICAV I WldResEq S USD Acc	FA B C	10,72	6,73	23,70	USD
Fonditalia Millennials Equity T	FA B C				EUR	<b>Precious Metals Sector Equity</b>					
Fidelity World FAM L Acc	FA B C				EUR	DWS Invest Gold and Prec Mtl Eqs FC	FA B C	12,35	20,38	35,18	EUR
Fidelity Global Dividend FAM A acc	FA B C				EUR	BGF World Gold A2	FA B C	8,22	12,30	34,56	USD
Mediolanum Innovative Thematic Opport L	FA B C				EUR	<b>Real Estate Sector Equity</b>					
<b>Global Equity Mid/Small Cap</b>						Allianz Global Real Asset Securities Z2 USD	FA B C		11,25	16,11	USD
Threadneedle (Lux) Gbl Smr Coms IE	FA B C	19,48	22,30	20,33	EUR	Janus Henderson Gbl RI Est Itq USD	FA B C	10,12	10,85	16,10	USD
BNP Paribas Climate Impact Priv C	FA B C	14,97	18,53	20,05	EUR	Janus Henderson Hrnz GblPtyEqpl2USD	FA B C	8,60	10,75	17,33	USD
Nordea 1 - Global Climate & Envir BI EUR	FA B C	17,26	18,38	20,05	EUR	Allianz European Real Estate Sec AT EUR	FA B C	4,52	5,05	15,59	EUR
L&G Global Small Cap Eq Idx C GBP Acc	FA B C		12,39		GBP	DPAM INVEST B RealEst Eur Sus Div F	FA B C	5,48	4,18	16,75	EUR
Vanguard Global Small-Cap Idx USD Acc	FA B C	13,73	11,33	23,01	USD	<b>Technology Sector Equity</b>					
<b>Greater China Equity</b>						Allianz Global Artif Intlge W EUR	FA B C		36,04	27,20	EUR
Matthews China Small Coms Fd I USD Acc	FA B C	25,24	22,72	21,14	USD	JPM US Technology A (dist) USD	FA B C	35,81	34,26	25,73	USD
JPM China A-Share Opps C (acc) EUR	FA B C	18,03	20,74	21,28	EUR	BGF World Technology A2	FA B C	34,89	33,09	23,28	USD
JPM China A (dist) USD	FA B C	24,14	20,43	22,75	USD	Fidelity Global Technology A-Dis-EUR	FA B C	26,86	30,40	21,11	EUR
Schroder ISF China A E Acc USD	FA B C		17,59	18,71	USD	Franklin Technology A Acc USD	FA B C	29,33	28,84	21,40	USD
Schroder ISF Greater China C Acc USD	FA B C	21,21	16,36	20,23	USD	Janus Henderson Gbl Tech&Inno I2 USD	FA B C	29,28	26,66	19,81	USD
BNP Paribas China Eq CI D	FA B C	21,10	16,17	20,04	USD	Polar Capital Global Tech Inc	FA B C	31,06	26,64	19,17	USD
Robeco Chinese Equities D €	FA B C	17,96	15,98	21,57	EUR	AS SICAV I Global Inno Eq A Acc GBP	FA B C	22,04	25,35	20,16	GBP
UBS (Lux) EF Greater China (USD) P	FA B C	22,07	14,99	19,79	USD	Pictet - Robotics I dy EUR	FA B C	24,45	24,95	23,07	EUR
Eurizon Equity China A Z Acc	FA B C		13,52	21,53	EUR	Pictet-Digital PUSD	FA B C	20,31	17,33	17,98	USD
UBS (Lux) EF China Opps(USD) P USD acc	FA B C	21,17	13,33	18,29	USD	CS (Lux) Robotics Equity SB USD	FA B C		16,75	22,69	USD
UBS(Lux) Invn CHN A Opp USD P Acc USD	FA B C	24,83	13,29	19,22	USD	<b>UK Equity Large Cap</b>					
Invesco Greater China Equity A USD Acc	FA B C	17,07	12,42	18,56	USD	Liontrust GF Spec Sits C3 Instl Acc E	FA B C	10,59	8,30	14,66	GBP
Templeton China A(acc)USD	FA B C	16,25	12,14	18,31	USD	Threadneedle (Lux) UK Equity Income IG	FA B C		5,08	17,30	GBP
AS SICAV I All China Equity A Acc USD	FA B C	15,12	11,90	20,13	USD	<b>US Equity Large Cap Blend</b>					
Fidelity China Consumer Y-Acc-USD	FA B C	17,86	10,92	19,48	USD	Wells Fargo (Lux) WF USAI Cp Gr I USD Acc	FA B C	24,00	24,16	22,27	USD
Threadneedle China Opps Ins Acc GBP	FA B C	17,14	9,98	20,33	GBP	DPAM Equities L US SRI MSCI Index F	FA B C		21,07	17,49	EUR
FSSA Hong Kong Growth III USD Acc	FA B C	16,13	8,49	17,87	USD	Franklin US Opportunities A(acc)USD	FA B C	19,33	20,00	20,14	USD
Fonditalia Equity China T	FA B C	12,95	6,96	20,82	EUR	Amundi Inv US Equity X	FA B C		19,72	18,76	EUR
<b>Healthcare Sector Equity</b>						AAF-Parnassus US Sust Eqs C EUR Acc	FA B C		19,28	16,14	EUR
CS (Lux) Digital Health Equity SB USD	FA B C		33,07	24,87	USD	Ninety One GSF American Fran A Inc USD	FA B C	18,32	17,48	16,27	USD
Polar Capital Biotech S Inc	FA B C	22,89	20,78	22,62	USD	Fiera Capital US Equity B Acc	FA B C	16,41	17,33	17,70	USD
JPM Global Healthcare C (acc) USD	FA B C	13,26	16,80	16,79	USD	DPAM Capital B Eqs US Idx B EUR Cap	FA B C	14,19	17,26	18,65	EUR
Janus Henderson Gbl Life Scn I2 USD	FA B C	14,57	15,84	17,61	USD	Amundi Fds US Pioneer Fund A USD C	FA B C	15,28	17,22	17,51	USD
Fidelity Global Health Care A-Dis-EUR	FA B C	9,38	15,79	14,03	EUR	JPM US Equity All Cap C (acc) USD	FA B C	17,21	16,84	20,71	USD
Vaniopartner MIV Global Medtech P1 CHF	FA B C	15,41	15,45	17,60	CHF	Eurizon Equity USA Z Acc	FA B C	14,07	16,72	19,01	EUR
AB International HC AX USD Acc	FA B C	14,08	15,41	14,71	USD	StocksPLUS™ Instl USD Acc	FA B C	16,31	16,72	19,44	USD
BGF World Healthscience A2	FA B C	13,01	14,45	15,06	USD	iShares US Index (IE) Flex Acc USD	FA B C	15,93	16,67	18,87	USD
Pictet-Health I USD	FA B C	9,62	13,29	17,19	USD	BL-Equities America B USD	FA B C	14,95	16,65	18,35	USD
Pictet-Biotech PUSD	FA B C	12,57	12,81	22,47	USD	Wellington US Research Eq \$ S Acc UnH	FA B C	15,48	16,53	19,44	USD
Franklin Biotechnology Discv A(acc)USD	FA B C	12,79	11,01	23,92	USD	JPM US Select Equity A (acc) USD	FA B C	15,89	16,44	19,58	USD
<b>India Equity</b>						State Street US Index Equity P USD	FA B C	15,30	16,25	18,80	USD
Schroder ISF Indian Opports E Acc USD	FA B C	13,47	11,57	23,55	USD	Vanguard U.S. 500 Stk Idx \$ Acc	FA B C	15,41	16,17	18,45	USD
PineBridge India Equity Y	FA B C	10,69	9,95	21,15	USD	AXA Rosenberg US Enh Idx Eq Alp A \$ Acc	FA B C	14,96	15,84	18,39	USD
Schroder ISF Indian Equity C Acc USD	FA B C	11,23	6,81	23,21	USD	JPM US Select Equity Plus A (acc) USD	FA B C	15,69	15,57	19,62	USD
<b>Industrials Sector Equity</b>						AB Select US Equity S1 USD Acc	FA B C	15,46	15,49	17,67	USD
DWS Smart Industrial Technologies LD	FA B C	13,38	13,92	24,37	EUR	Pictet-USA Index P USD	FA B C	15,10	15,31	18,44	USD
<b>Infrastructure Sector Equity</b>						Findlay Park American USD	FA B C	15,13	15,31	15,49	USD
MS INV F Global Infrastructure Z	FA B C	7,56	7,61	15,12	USD	Amundi Fds Pnr US Eq Rrch E2 EUR C	FA B C	12,82	15,16	18,78	EUR
<b>Japan Equity</b>						Interfund Equity Team USA A	FA B C	12,65	14,14	19,91	EUR
FSSA Japan Equity III USD Acc	FA B C	17,64	14,71	21,41	USD	<b>US Equity Large Cap Growth</b>					
T. Rowe Price Japanese Equity I EUR	FA B C	14,25	13,36	19,80	EUR	MS INV F US Growth I	FA B C	33,69	35,80	25,85	USD
Threadneedle Japan Ins Acc GBP	FA B C	14,81	13,32	18,78	GBP	MS INV F US Advantage I	FA B C	26,27	28,60	21,71	USD
JPM Japan Equity A (dist) USD	FA B C	13,72	11,32	19,96	USD	JPM US Growth A (dist) GBP	FA B C	25,35	26,90	22,91	GBP
Invesco Japanese Eq Adv C JPY Acc	FA B C	12,39	11,28	17,87	JPY	Brown Advisory US Sust Gr USD C Acc	FA B C		24,80	17,19	USD
Baillie Gifford WW Japanese B JPY Acc	FA B C	14,66	10,88	19,06	JPY	Wells Fargo (Lux) WF US Lrg Cp Gr I USD Acc	FA B C	21,97	22,52	18,27	USD
Capital Group Japan Equity (LUX) B	FA B C	10,41	10,40	18,81	EUR	EdgeWood L Sel US Select Growth A USD	FA B C	22,55	22,36	17,63	USD
Jupiter Japan Select L EUR Acc	FA B C	10,70	9,65	17,95	EUR	AB American Gr Ptf AX USD Acc	FA B C	20,09	21,70	16,69	USD
Matthews Japan Fund I GBP Acc	FA B C	11,58	8,55	19,58	GBP	Brown Advisory US Equity Growth \$ B	FA B C	19,86	21,55	18,34	USD
GAM Star Japan Ldrs B EUR Acc	FA B C	10,94	8,23	19,25	EUR	EdR US Growth I	FA B C	21,45	21,37	17,50	USD