

PANORAMA BAROMETRO

IL BAROMETRO

IN ITALIA IV TRIMESTRE 2019

DATI IN MLN DI EURO

MAPPA DELLA GESTIONE ITALIANA

SOCIETÀ	PAT. GESTITO	FONDI APERTI	GP RETAIL	GESTIONI DI PATRIMONI PREVIDENZIALI	GESTIONI DI PRODOTTI ASSICURATIVI	ALTRE GESTIONI	RACCOLTA NETTA
Gruppo Generali	450.192	87.794	4.573	10.150	287.433	60.242	-1.635
Eurizon	262.549	147.793	11.476	13.728	88.310	1.243	8.117
Anima Holding	172.310	73.430	1.749	4.498	92.498	135	-2.358
Poste italiane	91.599	1.966			23.091	66.541	3.901
Fideuram	77.612	41.485	25.459	1.708	8.959		2.184
Amundi SGR	68.884	17.626	4.070	8.010	37.385	302	1.005
Pramerica 1	62.240	32.893	4.020	436	24.133	757	591
Gruppo Mediolanum	51.272	49.083	168	10	1.983	27	68
Gruppo Azimut	36.364	27.119	5.533	867	9	2.836	237
Arca	32.432	28.436		3.942	54		226
Credito Emiliano	20.027	10.232	6.220	521	3.054		407
Credito Suisse (Italy)	11.810	445	5.104	5.871	246	145	238
Gruppo Mediobanca	10.223	5.997	3.408	324	369	126	792
ICCREA	7.926	3.398	610	805	3.064	49	212
Sella	7.907	2.240	4.050	803	528	286	257
Gruppo Cassa Centrale Banca	7.080	0	4.359	687	1.550	484	330
Kairos Partners	6.163	3.978	2.185				-1.592
Gruppo Montepaschi	5.575		2.694	2.266	615		-106
Gruppo Ersel	5.111	3.411	1.701				32
Gruppo BPER Banca	3.917	190	3.644			84	40
Investitori SGR SpA	3.590	514	1.605	1.455	16		-68
Gruppo Banco BPM	3.196		2.385	5	68	738	-48
Deutsche Bank SpA	2.556		2.248	308			-119
AcomeA	2.368	2.280	74		13		177
BNP Paribas Investment Partners SGR	1.456		1.456				-12
Gruppo Banca Intermobiliare	1.363	893	418	40	0	11	-138
Consultinvest	1.031	887	114		30		-1
UBS AM (Italia) SGR	1.030	1.030					-8
Banca Profilo	993	65	720			207	-9
Nextam Partners	875	275	599				-70
Banca Finnat Euramerica	601	272	300			28	-28
Soprarno	575	519	56				42
Finanziaria Internazionale S	564	38		56		470	-1
Gruppo Ceresio Italia	429	429					-21
Euregio Plus	383	300		1		81	-18
Zenit S	257	173	83				-10
Hedge Invest	185	185			9		-123
Orefici	132	132					5
Agora	95	76	19				3
Ver Capital	89	89					-9
Diaman	2	2					-1
Ver Capital	89	89					-9
Groupama AM SGR	0			0			0
Etica SGR 3	0	0					0
TOTALE	1.412.963	545.675	101.099	56.490	573.408	134.792	12.490

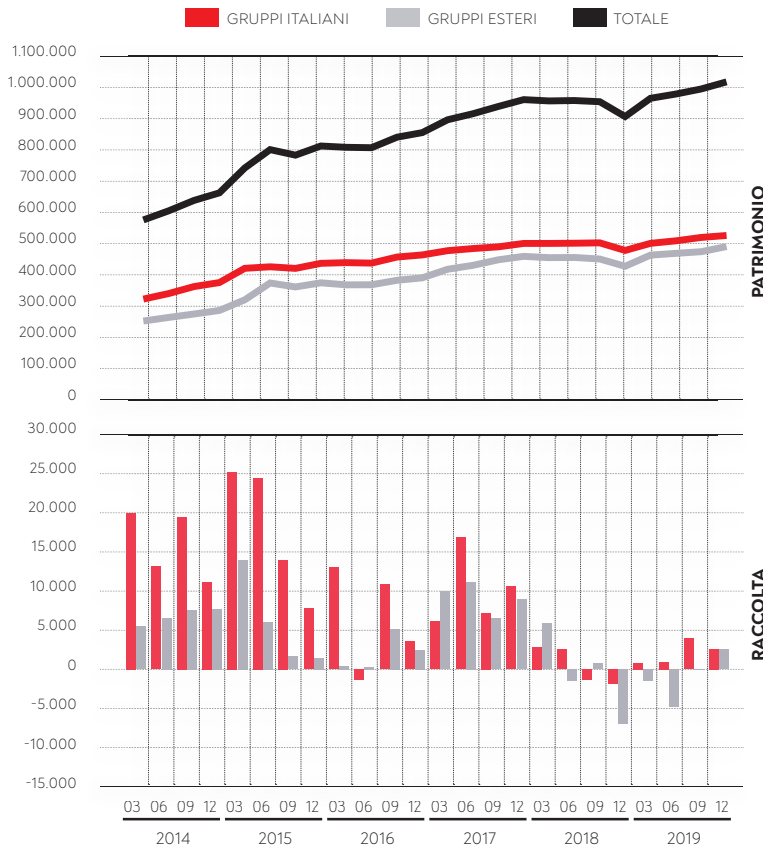
MAPPA DELLA GESTIONE INTERNAZIONALE IN ITALIA

GRUPPI E SOCIETÀ	PATRIMONIO GESTITO	FONDI APERTI	GESTIONI DI PORT. RETAIL	GESTIONI DI PORT. ISTITUZIONALI	RACCOLTA NETTA	ALTRE GESTIONI	RACCOLTA NETTA
Amundi Group	105.455	79.409		2.674	23.032	282	1.364
BlackRock IM	75.848	69.234		6.579	35		
Allianz	46.753	9.524		5.485	31.187	558	-309
AXA IM	44.529	14.043		3.822	25.817	846	-439
JP Morgan AM	44.182	44.182					472
Morgan Stanley	36.327	35.829	0	92	141	265	25
Fidelity International	31.155	31.155					
Pictet AM 2	30.313	30.313					635
Invesco S	29.752	29.752					-1
Gruppo BNP Paribas	26.630	17.506		1.255	7.869		413
Schroders	18.026	17.350				676	-523
M&G Investments	17.414	17.414					-374
Franklin Templeton Investments	13.240	13.113		111	15		-646
UBS AM	13.071	11.849				1.223	896
Gruppo Deutsche Bank	12.475	11.950		448	53	24	349
Lyxor	11.107	11.107					249
State Street Global Advisors	9.219	3.071		6.042		106	-295
Groupama AM	8.838	713		8.125			-356
CANDRIAM	8.085	3.426		4.531		128	533
BNY Mellon IM	3.462	3.259				203	164
Credito Suisse	2.532	2.532					206
Aberdeen AM PLC *	1.506	1.506					
Aviva Investors Global Services	327	327					0
TOTALE	590.246	458.563	0	39.164	88.149	4.311	2.362

Fonte: elaborazione propria sui dati Assogestioni (mappa IV trimestre 2019 e Cubo), ordinati per patrimonio gestito al netto dei fondi di gruppo. **1.** Il dato comprende anche le deleghe di gestione conferite a Pramerica Financial (**), partner di UBI Banca nel risparmio gestito per il tramite di Pramerica SGR. (***) Pramerica Financial è il marchio utilizzato da Prudential Financial, Inc. (USA) in determinati Paesi al di fuori degli Stati Uniti e non ha alcun legame con Prudential Plc, società con sede nel Regno Unito. **2.** Raccolta netta parziale. **3.** I dati riferiti ai fondi comuni aperti di Etica Sgr sono contabilizzati in capo al gestore delegato (Anima SGR SpA). Per conoscere i dati di raccolta netta e patrimonio promosso di Etica Sgr si prega di consultare la Tavola 2.3 - Fondi aperti e gestioni di portafoglio - Gestori - Dati ordinati per patrimonio promosso. **4.** Dati di patrimonio non aggiornati. **5.** Raccolta netta parziale.

PANORAMA **BAROMETRO**

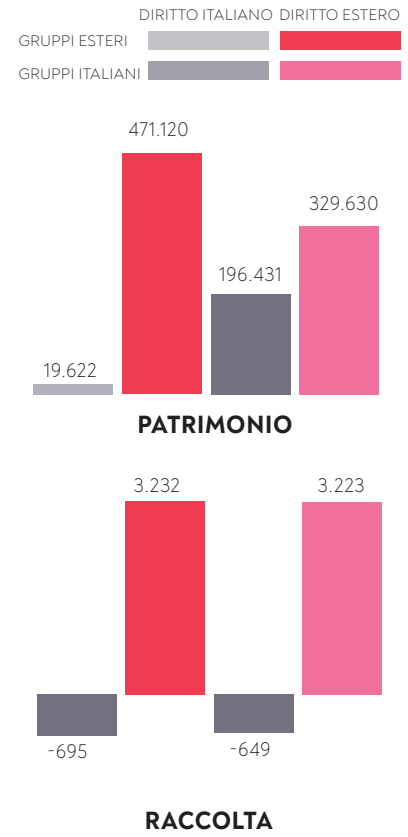
EVOLUZIONE DI PATRIMONIO E RACCOLTA FONDI APERTI IN ITALIA



Fonte: ASSOGESTIONI

FONDI APERTI

Dati al 31 dicembre 2019



Fonte: ASSOGESTIONI

PATRIMONIO GESTITO IN FONDI APERTI

Dati al 31 dicembre 2019

OBBLIGAZIONARI	413.573
FLESSIBILI	251.588
AZIONARI	243.073
BILANCIATI	126.082
MONETARI	34.012
HEDGE	2.970

Fonte: ASSOGESTIONI

RACCOLTA NETTA IN FONDI APERTI

Dati al 31 dicembre 2019

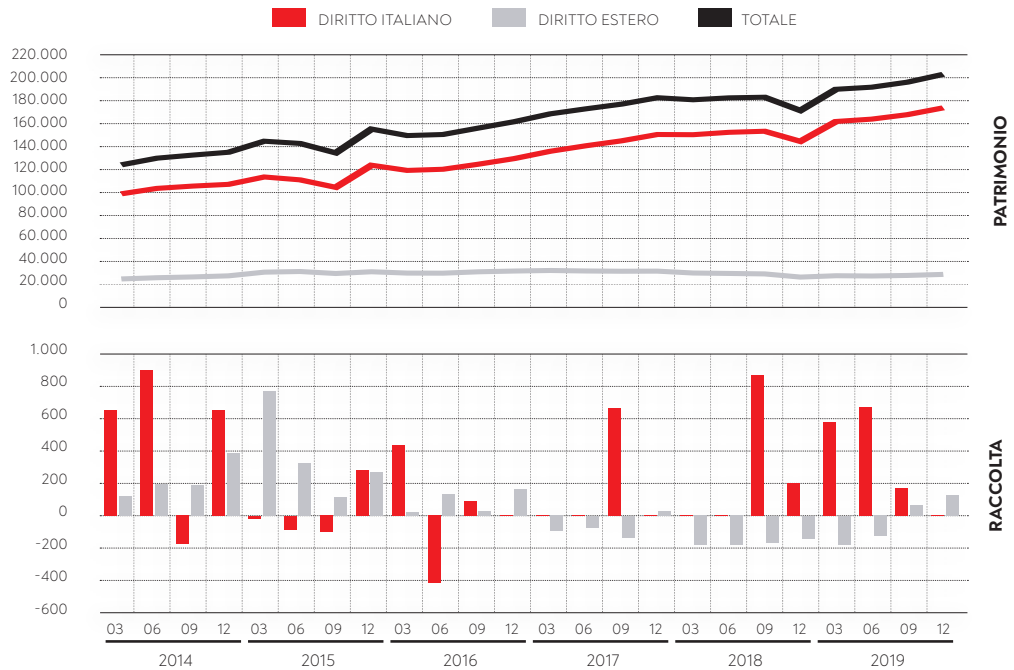
OBBLIGAZIONARI	5.197	4.315
FLESSIBILI	-1.562	-3.514
AZIONARI	3.243	127
BILANCIATI	2.007	1.806
MONETARI	-3.372	1.666
HEDGE	-401	-416

Tutti i dati in milioni di euro

IV TRIM. 2019 **III TRIM. 2019**

PANORAMA **BAROMETRO**

EVOLUZIONE DI PATRIMONIO E RACCOLTA FONDI DELLE RETI DI CONSULENZA IN ITALIA



Fonte: ASSORETI

Dati in milioni di euro, fondi di fondi inclusi

RISPARMIO GESTITO - DATI RETI DI CONSULENZA

ENTITÀ	CONSISTENZE PATRIMONIALI (MLN DI EURO)				TOTALE RACCOLTA NETTA (MLN DI EURO)*	CONSULENTI FINANZIARI ABILITATI ALL'O.F.S. ¹
	TOTALE PATRIMONIO	FONDI E SICAV	GESTIONI PATRIMONIALI	PRODOTTI ASSICURATIVI/ PREVIDENZIALI		
FIDEURAM - INTESA SANPAOLO PRIVATE BANKING S.p.A. (GRUPPO FIDEURAM)	78.421	29.748	19.899	28.774	801.832	3.580
INTESA SANPAOLO PRIVATE BANKING S.p.A. (GRUPPO FIDEURAM)	62.778	22.457	17.867	22.453	-169.888	948
BANCA MEDIOLANUM S.p.A. (GRUPPO MEDIOLANUM)	56.132	31.600	267.810	24.264	715.081	4.115
BANCA GENERALI S.p.A. - GRUPPO BANCA GENERALI (GRUPPO BANCA GENERALI)	48.337	16.477	6.654	25.205	614.067	2.040
ALLIANZ BANK FINANCIAL ADVISORS S.p.A. (GRUPPO ALLIANZ BANK)	44.559	16.035	672.259	27.851	367.397	2.040
AZIMUT CAPITAL MANAGEMENT (GRUPPO AZIMUT)	38.545	22.607	7.061	8.877	473.969	1.788
FINECOBANK S.p.A. (GRUPPO FINECOBANK)	38.500	27.559	92.529	10.848	541.862	2.541
SANPAOLO INVEST SIM S.p.A. (GRUPPO FIDEURAM)	19.544	7.450	5.122	6.971	299.602	1.239
CREDEM S.p.A. (GRUPPO CREDITO EMILIANO - CREDEM)	14.438	7.825	3.018	3.593	181.937	725
DEUTSCHE BANK S.p.A. - DB FINANCIAL ADVISORS (GRUPPO DEUTSCHE BANK)	12.677	7.361	726.924	4.588	-130.944	1.100
BANCA EUROMOBILIARE S.p.A. (GRUPPO CREDITO EMILIANO - CREDEM)	7.163	3.610	2.080	1.472	47.163	380
IW BANK S.p.A. (GRUPPO UNIONE DI BANCHE ITALIANE)	6.654	5.108	195.025	1.351	116.957	688
BANCA WIDIBA S.p.A. (GRUPPO MONTE DEI PASCHI DI SIENA)	4.611	3.018	262.620	1.330	14.591	536
BNL - BNP PARIBAS - LIFE BANKER (GRUPPO BNP PARIBAS)	3.898	2.405	90.944	1.402	95.318	377
CHEBANCA! S.p.A. (GRUPPO MEDIOBANCA)	2.570	1.930	43.403	596.909	177.411	395
CONSULTINVEST INVESTIMENTI SIM S.p.A. (GRUPPO CONSULTINVEST)	1.239	864.479	132.323	243.107	7.139	317
TOTALE	440.066	1.069.669	2.545.538	1.008.995	4.153.494	22.809

Fonte: Assoreti. Sono inclusi dati di fondi speculativi e fondi chiusi. Dati consistenze patrimoniali al 31 dicembre 2019.

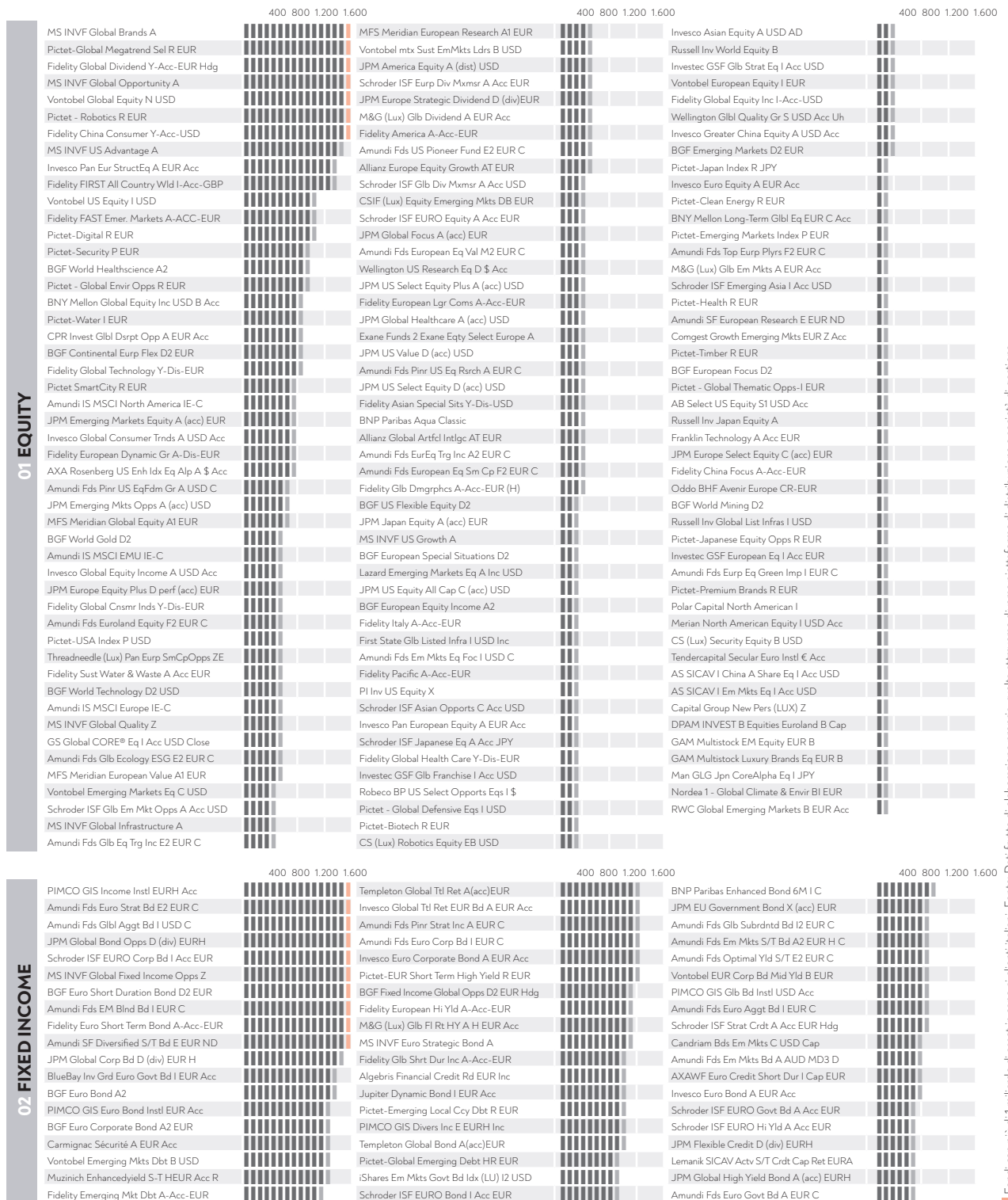
* Sono inclusi Fondi e SICAV, gestioni patrimoniali e prodotti assicurativi/previdenziali. Dati al 31 dicembre 2019.

1. Il dato si riferisce al numero di consulenti finanziari abilitati all'offerta fuori sede con portafoglio > 0. Dati al 31 dicembre 2019.

PANORAMA **BAROMETRO**

I FONDI INTERNAZIONALI BLOCKBUSTER IN ITALIA NEL 2020

Per avere il rating di Blockbuster , i prodotti internazionali devono raggiungere i 200 milioni di euro di patrimonio distribuito nel mercato italiano. Fonte: Società di gestione e diverse piattaforme di distribuzione.



Fondi con più di 1 miliardo di asset in capo ai clienti italiani. Fonte: Dati frutto di elaborazione propria, svolta attraverso diverse piattaforme di distribuzione e società di gestione.

La proprietà intellettuale è riconducibile alla fonte specificata in testa alla pagina. Il ritaglio stampa è da intendersi per uso privato

PANORAMA **BAROMETRO**

I FONDI INTERNAZIONALI BLOCKBUSTER IN ITALIA NEL 2020

Per avere il rating di Blockbuster , i prodotti internazionali devono raggiungere i 200 milioni di euro di patrimonio distribuito nel mercato italiano. Fonte: Società di gestione e diverse piattaforme di distribuzione.

	400	800	1.200	1.600		400	800	1.200	1.600		400	800	1.200	1.600	
02 FIXED INCOME	Amundi IS JP Morgan GBI Gbl Gvs IHE-C	■	■	■	■	Fundquest Bond Opportunities PA/I	■	■	■	■	MFS Meridian Emerging Mkts Dbt AI USD	■	■	■	■
	MS INV F Euro Corporate Bond A	■	■	■	■	HSBC GIF Euro High Yield Bond IC	■	■	■	■	AXAWF Euro Credit Plus F Cap EUR	■	■	■	■
	CamGestion Obliflexible A/I	■	■	■	■	BNP Paribas Euro Government Bd I C	■	■	■	■	Amundi Fds Euro HY Bd I EUR C	■	■	■	■
	Invesco Belt and Road Debt A Acc	■	■	■	■	AXAIMFIIS US Short Dur HY A Cap USD	■	■	■	■	ODDO BHF Euro Credit Short Dur CI-EUR	■	■	■	■
	JPM Income Opp D perf (acc) EURH	■	■	■	■	ASI Progetto Obbligazionario Emergenti E	■	■	■	■	Amundi Index US Corp SRI IHE Inc	■	■	■	■
	JPM Emerg Mkts Lcl Ccy Dbt A (div) EUR	■	■	■	■	Neuberger Berman Sh. Dur HY Bd \$Ins Acc	■	■	■	■	Pictet-Short Term Em Corp Bds HR EUR	■	■	■	■
	JPM Global Government Bond C (acc) EUR	■	■	■	■	GAM Multibond Local Emer. Bond EUR B	■	■	■	■	EdRF Bond Allocation A EUR Acc	■	■	■	■
	JPM Income A (acc) USD	■	■	■	■	GAM Star Credit Opps (EUR) Ord EUR Acc	■	■	■	■	MS INV F Global High Yield Bond A	■	■	■	■
	Schroder ISF Gbl InflLndBd I Acc EUR	■	■	■	■	Robeco Financial Institutions Bds OIH €	■	■	■	■	Alcentra European Loan I-E EUR Inc	■	■	■	■
	M&G (Lux) Em Mkts Bd A EUR Acc	■	■	■	■	AXAWF Global Infl Bds I Cap EUR	■	■	■	■	UBAM Dynamic US Dollar Bond IC USD	■	■	■	■
	Amundi Fds Optimal Yield A EUR C	■	■	■	■	MS INV F Emerging Mkts Corp Debt A	■	■	■	■	BNP Paribas Euro Corporate Bd I C	■	■	■	■
	Invesco India Bond A USD Acc	■	■	■	■	New Capital Wlthy Ntn Bd EUR S Acc	■	■	■	■	HSBC GIF Global EM Bd IDR EUR	■	■	■	■
	M&G (Lux) Euro Corp Bd A EUR Acc	■	■	■	■	Neuberger Berman EM DbtHrdCcy USD I C	■	■	■	■	Amundi Fds Gbl Tl Ret Bd G EUR C	■	■	■	■
	Fidelity Euro Bond A-Acc-EUR	■	■	■	■	Amundi Fds Em Lcl Ccy Bd I2 EUR C	■	■	■	■	HSBC Euro Short Term Bond Fund S EUR	■	■	■	■
	JPM Financials Bond D (div) EUR	■	■	■	■	Tendercapital Bd Two Steps Instl EUR Acc	■	■	■	■	Fidelity Euro Corporate Bond A-Acc-EUR	■	■	■	■
	Russell Inv Global Bond A	■	■	■	■	BGF Gl. High Yield Bond D2 EUR Hedged	■	■	■	■	Amundi Fds Euro HY S/T Bd I EUR C	■	■	■	■
	AXAIMFIIS Europe Short Dur HY A Cap EUR	■	■	■	■	BNP Paribas Euro S/T Corp Bd Opp C C	■	■	■	■	BSF Em. Mkts Flexi Dyn Bd D2 EUR H	■	■	■	■
	M&G (Lux) Gbl Macro Bd A EUR Acc	■	■	■	■	JPM US Aggregate Bond D (acc) USD	■	■	■	■	Raiffeisen-Euro-ShortTerm-Rent I VT	■	■	■	■
	JPM Global Strat Bd A perf (acc) EURH	■	■	■	■	Vontobel Bond Global Aggt B EUR	■	■	■	■	NN (L) Em Mkts Dbt Hrd Ccy X Cap EUR H i	■	■	■	■
	AXAWF Euro Government Bonds I Cap EUR	■	■	■	■	JPM Emerging Markets Debt A (dist) EURH	■	■	■	■	HSBC GIF Global EM Local Dbt IC	■	■	■	■
	Amundi IS JP Morgan EMU Govies IE-C	■	■	■	■	GFG Funds-Euro Global Bond I	■	■	■	■	AS SICAV I Sel EM Bd I Acc USD	■	■	■	■
	Candriam Bds Euro High Yld R EUR Cap	■	■	■	■	Lazard Credit FI PC EUR	■	■	■	■	AS SICAV I Sel Euro HYBd I Acc EUR	■	■	■	■
	Fidelity EmMkt TlRetDbt A-Acc-EUR	■	■	■	■	EdR SICAV Financial Bonds I EUR	■	■	■	■	Capital Group EmMkts Dbt (LUX) Z	■	■	■	■
	AXAWF Global High Yield Bds F Cap EUR H	■	■	■	■	Pictet-EUR Government Bonds R	■	■	■	■	Capital Group Euro Bond (LUX) C	■	■	■	■
	Schroder ISF Global Bond A Acc USD	■	■	■	■	MS INV F Global Bond A	■	■	■	■	Capital Group GblHl Inc Opps (LUX) Z	■	■	■	■
	MS INV F European HY Bd A	■	■	■	■	Candriam Bds Euro Short Term C EUR Cap	■	■	■	■	DPAM L Bonds Em. Markets Sust F EUR	■	■	■	■
	Invesco Global Inv Grd CorpBd A USD AD	■	■	■	■	MS INV F Short Maturity Euro Bond A	■	■	■	■	DPAM L Bonds EUR High Yield S/T F	■	■	■	■
	Schroder ISF Gbl Corp Bd A Acc USD	■	■	■	■	JPM Em. Mkts Strat Bd D perf (acc) EURH	■	■	■	■	GAM Star Cat Bond Institutional EUR Acc	■	■	■	■
	Invesco Euro Short Term Bond C EUR Acc	■	■	■	■	JPM Emerg Mkts Corp Bd D (div) EURH	■	■	■	■	NN (L) Euro Credit I Cap EUR	■	■	■	■
	Schroder ISF EURO S/T Bd A Acc EUR	■	■	■	■	BNY Mellon Eurland Bond EUR A Acc	■	■	■	■	NN (L) US Credit X Cap USD	■	■	■	■
Fidelity Asian High Yield A-Acc-EUR	■	■	■	■	BNP Paribas Global Strat Bd Classic	■	■	■	■	Nordea 1 - Emerging Market Bond E USD	■	■	■	■	
BGF Emer. Markets Bond D2 EUR Hedged	■	■	■	■	BGF Em. Markets Lcl Ccy Bd E2 EUR H	■	■	■	■	Nordea 1 - European Cov. Bond BP EUR	■	■	■	■	
Schroder ISF EURO Crd: Convct I Acc EUR	■	■	■	■	SchroderISF Gbl High Yield A Acc \$	■	■	■	■	Nordea 1 - European Cross Credit BI EUR	■	■	■	■	
UBAM Global High Yield Solution IHC EUR	■	■	■	■	Pictet-EUR Short Term Corp Bds R dm	■	■	■	■	Nordea 1 - European FincL Dbt BI EUR	■	■	■	■	
Russell Inv Unconstrained Bond I	■	■	■	■	Fidelity US Dollar Bond A-Acc-USD	■	■	■	■	Nordea 1 - European High Yld Bd BI EUR	■	■	■	■	
JPM Europe High Yld Bd D (acc) EUR	■	■	■	■	Pictet-Emerging Corporate Bds HR EUR	■	■	■	■	Nordea 1 - Flexible Fixed Income BP EUR	■	■	■	■	
Neuberger Berman Sh. DurEM DbtUSD I Acc	■	■	■	■	Pictet-EUR Short Mid-Term Bonds R	■	■	■	■	Tikehau Taux Variables A	■	■	■	■	
Amundi Fds Pioneer US Bd A EUR H C	■	■	■	■	Invesco Emerging Lcl Curr Dbt A USD Acc	■	■	■	■	UBAM Abs Ret Low Vol Fxd Inc IPC EUR	■	■	■	■	
03 MULTI-ASSET / ALTERNATIVI	JPM Global Income D (div) EUR	■	■	■	■	Janus Henderson Balanced A USD Acc	■	■	■	■	Pictet Absolute Ret Fxd Inc HP EUR	■	■	■	■
	M&G (Lux) Optimal Income C EUR Acc	■	■	■	■	Amundi Fds Prr Inc Opps E2 EUR C	■	■	■	■	Schroder ISF Gbl MA Bal A Acc EUR	■	■	■	■
	Invesco Pan European Hi Inc C EUR Acc	■	■	■	■	ASI Progetto Azione Megatrend E EUR ND	■	■	■	■	ASI Progetto Sviluppo Globale E EUR NA	■	■	■	■
	Fidelity Global Mlt Ast Inc A-Acc-EUR	■	■	■	■	BSF European Select Strategies D2 EUR	■	■	■	■	ASI Progetto Azione Millennials E EUR	■	■	■	■
	MS INV F Global Bal Rsk Contr FOF A	■	■	■	■	ASI Progetto Sviluppo Oriente E	■	■	■	■	Dachfonds Südtirol I T	■	■	■	■
	First Eagle Amundi Income Builder AE-QD	■	■	■	■	Allianz Income and Growth AT H2 EUR	■	■	■	■	DWS Concept Kaldemorgen EUR SC	■	■	■	■
	Pictet-Multi Asset Global Opps I EUR	■	■	■	■	Amundi Fds Mlt Ast Cnsrv G EUR C	■	■	■	■	JPM Total Emerging Mkts Inc A (acc) EUR	■	■	■	■
	M&G (Lux) Dynamic Allocation A EUR Acc	■	■	■	■	Amundi SecondaPensione Sviluppo	■	■	■	■	ASI Progetto Azione Sostnbl III E EUR ND	■	■	■	■
	M&G (Lux) Conservative Allc A EUR Acc	■	■	■	■	MS INV F Global Balanced Income Z	■	■	■	■	Lemanik SICAV Global Strategy R Retl EUR	■	■	■	■
	Threadneedle (Lux) Credit Opps 1E	■	■	■	■	H2O Multibonds REUR C	■	■	■	■	Allianz Credit Opportunities AT EUR	■	■	■	■
	BSF Fixed Income Strategies D2 EUR	■	■	■	■	Candriam Bds Crdt Opps I EUR Cap	■	■	■	■	Threadneedle (Lux) Gbl Mlt Ast Inc AU	■	■	■	■
	BGF Global Multi-Asset Inc D2 EUR H	■	■	■	■	Fidelity European MultiAsset Inc A Acc €	■	■	■	■	Merian Global Equity Abs Ret I USD Acc	■	■	■	■
	BGF Global Allocation D2	■	■	■	■	Amundi Fds Gbl MA Trg Inc E2 EUR C	■	■	■	■	CPR Invest Reactive A Acc	■	■	■	■
	Invesco Global Income C EUR Acc	■	■	■	■	BNY Mellon Gbl RI Ret (EUR) A Acc	■	■	■	■	ASI Progetto Azione Cmbmt Clmtc II E	■	■	■	■
	JPM Global Macro Opps A (acc) EUR	■	■	■	■	BNP Paribas Sust Mlt Ast Bal Pr EUR Acc	■	■	■	■	Amundi Fds Global Mlt-Asst E2 EUR C	■	■	■	■
	Amundi Fds Euro MA Trgt Inc E2 EUR QTI D	■	■	■	■	ASI Progetto Azione Cambiamento Clmt E	■	■	■	■	BGF Global Conservative Income D2 EUR	■	■	■	■
	First Eagle Amundi International AU-C	■	■	■	■	AXAWF Global Optimal Income I Cap EUR	■	■	■	■	ASI Progetto Sviluppo Oriente (II) E	■	■	■	■
	Invesco Balanced-Risk Allc A EUR Acc	■	■	■	■	Amundi Fds RIAssts Trgt Inc A2\$ QTI D	■	■	■	■	Amundi Fds Pioneer Flex Opps E2 EUR C	■	■	■	■
	DNCA Invest Eurose A EUR	■	■	■	■	Amundi Fds Mlt Ast Sust Fut M EUR C	■	■	■	■	Amundi Fds Gbl Perspectives I EUR C	■	■	■	■
	Amundi Fds Abs Ret MS M2 EUR C	■	■	■	■	MFS Meridian Prudent Wealth II USD	■	■	■	■	Amundi Unicredit Prm Port MA E EUR ND	■	■	■	■
	JPM Global Multi Strategy Inc A (div) EUR	■	■	■	■	Vontobel Multi Asset Defensive H CHFH	■	■	■	■	Aviva Investors MltStratTrgtRet I € Acc	■	■	■	■
	M&G (Lux) Income Allocation A EUR Acc	■	■	■	■	DNCA Invest Alpha Bonds I EUR	■	■	■	■	Lyxor/Bridgewater Cr Gbl Mac I EUR Acc	■	■	■	■
	Raiffeisen-Nachhaltigkeit-Mix VT	■	■	■	■	BNPP Moderate - Focus Italia I	■	■	■	■	Lazard European Alt C Acc EUR	■	■	■	■
	Amundi Fds Global MA Cnsrv M2 EUR C	■	■	■	■	H2O Adagio EUR-I C	■	■	■	■	CS (Lux) Portfolio Reddito EUR A	■	■	■	■
	JPM Global Balanced C (acc) EUR	■	■	■	■	Allianz Dyn MltAst Stgy SRI50 AT EUR	■	■	■	■	H2O Allegro EUR-I C	■	■	■	■
	JPM Global Income Cnsrv C (acc) EUR	■	■	■	■	Franklin K2 Alt Strats N(acc)USD	■	■	■	■	Capital Group EM Trl Opps (LUX) Z	■	■	■	■
	Carmignac Patrimoine A EUR Acc	■	■	■	■	ASI Progetto Azione Megatrend (II) E	■	■	■	■	Capital Group Global Alle (LUX) Z	■	■	■	■
	BGF ESG Multi-Asset D2 EUR	■	■	■	■	SWC (LU) PF Resp Balance (CHF) AT	■	■	■	■	Eleva UCITS Eleva Abs Ret Eurp S EUR acc	■	■	■	■
	Schroder ISF Gbl MA Inc A Acc USD	■	■	■	■	Lyxor/Tiedemann Arbitrage Strat I EUR	■	■	■	■	Man AHL TargetRisk I H EUR	■	■	■	■
	Invesco Global Targeted Ret A EUR Acc	■	■	■	■	BNP Paribas Target Risk Balanced CI R	■	■	■	■	Man GLG Alpha Select Alt ILH EUR Acc	■	■	■	■
Amundi Fds Multi-Strat Gr M2 EUR C	■	■	■	■	Fundquest Patrimoine P	■	■	■	■	Nordea 1 - Stable Return BP EUR	■	■	■	■	

Fondi con più di 1 miliardo di asset in capo ai clienti italiani. Fonte: Dati frutto di elaborazione propria, svolta attraverso diverse piattaforme di distribuzione e società di gestione.

La proprietà intellettuale è riconducibile alla fonte specificata in testa alla pagina. Il ritaglio stampa è da intendersi per uso privato

SCOPRI I FONDI CON IL MARCHIO **Funds** **A B C** 2020 people

Sono prodotti che hanno il favore degli analisti, sono campioni d'incassi (Blockbuster) o sono consistenti, per un totale di 1.078 Nel 2020.

In un mercato come quello italiano che conta più di 30 mila classi di fondi registrati, vi offriamo i fondi con Marchio Funds People 2020. Il team di Analisi, attraverso l'utilizzo di un modello econometrico proprietario, ha selezionato 1.078 prodotti con Marchio Funds People, che si evidenziano per uno o più dei tre criteri qui di seguito:

A Preferiti dagli Analisti. Sono fondi che accumulano un minimo di cinque voti di fund selector all'interno del sondaggio annuale realizzato in Italia, Spagna e Portogallo. I fondi registrati in Italia che hanno questo rating sono 50.

B Blockbuster. Sono i fondi più venduti sul mercato. Si tratta di prodotti che, al 31 dicembre 2019, registravano un patrimonio in Italia maggiore o uguale a 200 milioni di euro. Per i fondi internazionali si tiene in considerazione solo del volume appartenente ai clienti italiani, mentre per i fondi locali anche del dato di raccolta negli ultimi tre anni pari al 25% del patrimonio del fondo, tramite la piattaforma Morningstar Direct. In Italia, i prodotti che hanno questo rating sono 554.

C Consistenti. Il nostro team di Analisi, diretto da Maria Folqué, ha sviluppato un modello di selezione proprio per distinguere i prodotti più consistenti di ogni categoria, partendo dai dati Morningstar Direct degli ultimi cinque anni. In particolare, si analizzano i fondi disponibili alla vendita in Italia con un track record minimo di

tre anni a fine 2019. Per ogni singolo fondo si seleziona solo una classe: la più antica tra quelle disponibili alla vendita in Italia.

In questo modo, si genera un universo di 5.989 prodotti, all'interno del quale confrontiamo ogni fondo con quelli della medesima categoria attraverso due scorecard. La prima prende in esame i criteri di rendimento e volatilità accumulata a 3 e 5 anni; la seconda usa i dati di rendimento e volatilità a cicli chiusi negli ultimi cinque anni (2015, 2016, 2017, 2018 e 2019) al fine di contrastare l'effetto cumulativo. In

entrambi i casi il rendimento e la volatilità hanno un peso rispettivamente del 65% e 35%. Filtriamo quindi i fondi situati nel primo quintile per rendimento e volatilità ed eliminiamo i fondi con patrimonio inferiore ai 50 milioni di euro al 31 dicembre 2019.

I prodotti italiani col rating Consistente **FundsPeople 2020** sono 609. Nei tre casi, si escludono dall'analisi i fondi garantiti, monetari, obbligazionari a breve termine e quelli con target di rendimento. Su un totale di 1.078 prodotti, 21 fondi si sono aggiudicati il triplo rating **FundsPeople**. **B**

PRODOTTI CON IL TRIPLO RATING FUNDSPEOPLE 2020

FONDO	CATEGORIA
BlueBay Investment Grade Euro Government Bond	Europe Fixed Income
BNY Mellon Global Equity Income	Global Equity Large Cap
Candriam Bonds Credit Opportunities	Long/Short Credit
DPAM L Bonds Emerging Markets Sustainable	Emerging Markets Fixed Income
DWS Concept Kaldemorgen	Multialternative
Eleva UCITS Eleva Absolute Return Europe	Long/Short Equity
Fidelity European Dynamic Growth	Europe Equity Large Cap
Fidelity Global Dividend	Global Equity Large Cap
Invesco Pan European High Income	Cautious Allocation
M&G (Lux) Optimal Income	Cautious Allocation
MFS Meridian European Research	Europe Equity Large Cap
MFS Meridian European Value	Europe Equity Large Cap
MFS Meridian Prudent Wealth	Aggressive Allocation
MS INVF Global Brands	Global Equity Large Cap
Nordea 1 European Covered Bond	Europe Fixed Income
Nordea 1 Global Climate & Environment	Global Equity Mid/Small Cap
Oddo BHF Avenir Europe	Europe Equity Mid/Small Cap
Pictet Multi Asset Global Opportunities	Cautious Allocation
PIMCO GIS Income	Global Fixed Income
Schroder ISF EURO Corporate Bond	Europe Fixed Income
Vontobel US Equity	US Equity Large Cap Growth



ANALISI RANKING

I FONDI CON MARCHIO FUNDSPEOPLE 2020

DATI AL 18 FEBBRAIO 2020

FONDO	MARCHIO	RENDIMENTO ANNUALIZZATO			FONDO	MARCHIO	RENDIMENTO ANNUALIZZATO		
		5 ANNI	3 ANNI	VOLAT. 3 ANNI			5 ANNI	3 ANNI	VOLAT. 3 ANNI
Asia Fixed Income									
Fidelity Asian High Yield A-Acc-EUR	Ⓜ Ⓟ Ⓡ	6.89	3.66	4.57	Amundi SF Diversified S/T Bd E EUR ND	Ⓜ Ⓟ Ⓡ	0.73	0.28	1.31
Schroder ISF China Ld Ccy Bd C Acc CNH	Ⓜ Ⓟ Ⓡ	3.89	4.79	2.58	Tikehau Taux Variables A	Ⓜ Ⓟ Ⓡ	0.73	0.28	0.75
HSBC GIF Asia Bond IC	Ⓜ Ⓟ Ⓡ		5.03		AXAWF Euro Credit Short Dur I Cap EUR	Ⓜ Ⓟ Ⓡ	0.47	0.34	0.70
Fidelity China RMB Bond A-Acc-RMB	Ⓜ Ⓟ Ⓡ	4.65	5.12	1.23	Carmignac Sécurité A EUR Acc	Ⓜ Ⓟ Ⓡ	0.81	0.37	1.59
Legg Mason WA Asian Opps LM USD Acc	Ⓜ Ⓟ Ⓡ	4.30	6.62	4.97	GS Euro Short Dur Bd Plus I Acc EUR	Ⓜ Ⓟ Ⓡ	0.71	0.38	0.83
Invesco Belt and Road Debt A Acc	Ⓜ Ⓟ Ⓡ				Pramerica Sicav Euro Corporate S/T I	Ⓜ Ⓟ Ⓡ	0.55	0.43	0.70
Emerging Markets Fixed Income									
BSF Emerging Mkts Flexi Dyn Bd D2 EUR H	Ⓜ Ⓟ Ⓡ	1.03	-2.89	7.82	Anima Risparmio AD	Ⓜ Ⓟ Ⓡ	0.58	0.44	1.05
BGF Emerging Markets Lcl Ccy Bd E2 EUR H	Ⓜ Ⓟ Ⓡ	-1.37	-1.18	15.23	Invesco Euro Short Term Bond C EUR Acc	Ⓜ Ⓟ Ⓡ	0.54	0.47	0.86
Pictet-Short Term Em Corp Bds HR EUR	Ⓜ Ⓟ Ⓡ	0.71	-0.06	1.59	Fidelity Euro Short Term Bond A-Acc-EUR	Ⓜ Ⓟ Ⓡ	0.51	0.50	1.45
JPM Emerg Mkts Strat Bd D perf (acc) EURH	Ⓜ Ⓟ Ⓡ	0.14	0.16	5.34	Pictet-EUR Short Term High Yield R EUR	Ⓜ Ⓟ Ⓡ	1.25	0.59	1.44
Epsilon Fund Emerg Bd Tl Ret I EUR Acc	Ⓜ Ⓟ Ⓡ	0.85	0.27	1.75	Eurizon Obiettivo Risparmio C	Ⓜ Ⓟ Ⓡ		0.68	
GAM Multibond Local Emerging Bond EUR B	Ⓜ Ⓟ Ⓡ	-0.91	0.36	14.37	Uninstitutional Short Term Credit	Ⓜ Ⓟ Ⓡ	0.81	0.72	0.57
JPM Emerg Mkts Corp Bd D (div) EURH	Ⓜ Ⓟ Ⓡ	1.90	1.08	3.73	ODDO BHF Euro Credit Short Dur CI-EUR	Ⓜ Ⓟ Ⓡ	1.26	0.87	1.12
BGF Emerging Markets Bond D2 EUR Hedged	Ⓜ Ⓟ Ⓡ	2.90	1.19	6.04	Amundi Fds Strategic Bd E2 EUR C	Ⓜ Ⓟ Ⓡ	1.99	0.87	3.85
Amundi Fds Em Mkts S/T Bd A2 EUR H C	Ⓜ Ⓟ Ⓡ		1.26	3.78	DPAM L Bonds EUR High Yield S/T F	Ⓜ Ⓟ Ⓡ	1.76	0.88	1.35
Anima Fix Emergenti A	Ⓜ Ⓟ Ⓡ	2.00	1.62	3.66	LO Selection Credit Bond CHF MA	Ⓜ Ⓟ Ⓡ	1.36	1.11	1.64
HSBC GIF Global EM Bd IDHEUR	Ⓜ Ⓟ Ⓡ	2.41	1.87	6.08	Evli Short Corporate Bond B	Ⓜ Ⓟ Ⓡ	1.53	1.24	1.05
Pictet-Global Emerging Debt HR EUR	Ⓜ Ⓟ Ⓡ	2.39	2.01	5.69	EIS Flexible Duration 6 I	Ⓜ Ⓟ Ⓡ		1.29	1.75
HSBC GIF Global EM Local Dbt IC	Ⓜ Ⓟ Ⓡ	2.22	2.04		Amundi Fds Euro HY S/T Bd I EUR C	Ⓜ Ⓟ Ⓡ	1.61	1.34	1.60
Pictet-Emerging Local Ccy Dbt R EUR	Ⓜ Ⓟ Ⓡ	1.40	2.05	9.91	Generali IS Euro Bond 1/3Y BX	Ⓜ Ⓟ Ⓡ	1.21	1.35	1.94
Anima Obbligazionario Emergente A	Ⓜ Ⓟ Ⓡ	2.48	2.14	3.90	Wells Fargo (Lux) WF EUR SD Cd I-REUR Acc	Ⓜ Ⓟ Ⓡ	1.42	1.39	1.23
Pictet-Emerging Corporate Bds HR EUR	Ⓜ Ⓟ Ⓡ	2.69	2.21	3.59	AXAIFMFIIS Europe Short Dur HY A Cap EUR	Ⓜ Ⓟ Ⓡ	2.43	1.43	1.97
NN (I) Em Mkts Dbt Hrd Ccy X Cap EUR H i	Ⓜ Ⓟ Ⓡ	3.46	2.42	6.03	EDRF Bond Allocation A EUR Acc	Ⓜ Ⓟ Ⓡ	2.46	1.50	2.62
JPM Emerging Markets Debt A (dist) EURH	Ⓜ Ⓟ Ⓡ	3.05	2.46	5.08	Pramerica Sicav Euro Corporate Bond R	Ⓜ Ⓟ Ⓡ	1.09	1.53	2.33
Invesco Emerging Lcl Curr Dbt A USD Acc	Ⓜ Ⓟ Ⓡ	0.21	2.52	9.91	Anima Fix Imprese A	Ⓜ Ⓟ Ⓡ	1.61	1.67	1.86
Fonditalia Bond Global Emerging Mkts R	Ⓜ Ⓟ Ⓡ	3.40	2.59	4.93	AZ Fd1 AZ Bond - Euro Corp A-AZ Fd Acc	Ⓜ Ⓟ Ⓡ	1.18	1.86	2.10
Amundi Fds EM Blnd Bd I EUR C	Ⓜ Ⓟ Ⓡ	3.99	2.91	5.09	AZ Fd1 Aggregate Bd Euro + A-AZ Fd Acc	Ⓜ Ⓟ Ⓡ	0.69	1.89	3.01
Interfund Global Emerging Markets	Ⓜ Ⓟ Ⓡ	3.41	2.97	4.90	Eurizon Bond Inflation Linked R Acc	Ⓜ Ⓟ Ⓡ	1.05	1.94	3.51
Aviva Investors EM Corp Bd Ii EUR Acc	Ⓜ Ⓟ Ⓡ	4.06	3.43	2.95	Generali IS Centr&East Europ Bd BX	Ⓜ Ⓟ Ⓡ	0.93	2.05	3.11
NEF Emerging Market Bond R Acc	Ⓜ Ⓟ Ⓡ	3.12	3.48	4.40	Tendercapital Bd Two Steps Instl EUR Acc	Ⓜ Ⓟ Ⓡ	-1.58	2.08	2.66
JPM Emerg Mkts Lcl Ccy Dbt A (div) EUR	Ⓜ Ⓟ Ⓡ	2.14	3.70	9.78	M&G (Lux) Euro Corp Bd A EUR Acc	Ⓜ Ⓟ Ⓡ	1.61	2.13	2.13
Uninstitutional EM Bonds Spezial	Ⓜ Ⓟ Ⓡ	3.26	3.73	4.49	Tikehau Credit Plus A	Ⓜ Ⓟ Ⓡ	2.21	2.13	1.50
ABSAALON - EM Corporate Debt I EUR	Ⓜ Ⓟ Ⓡ		4.00	3.76	db AM PIMCO Euro Coupon Bond LC	Ⓜ Ⓟ Ⓡ	2.03	2.14	2.00
New Capital Willy Ntn Bd EUR S Acc	Ⓜ Ⓟ Ⓡ		4.00	3.74	Amundi Fds Optimal Yield A EUR C	Ⓜ Ⓟ Ⓡ	3.00	2.24	3.10
Eurizon Bond Emerging Markets R Acc	Ⓜ Ⓟ Ⓡ	5.78	4.00	5.12	LO Selection Credit Bond EUR MA	Ⓜ Ⓟ Ⓡ	2.47	2.31	1.91
Wellington Oppoc Emerg Mkt Dbt IES DiaH	Ⓜ Ⓟ Ⓡ	4.03	4.05	5.21	AZ Fd 1 AZ Bd Trgt 2024 A-AZ Fd Acc	Ⓜ Ⓟ Ⓡ	0.94	2.34	5.03
Neuberger Berman Srt Dur EM Dbt USD I Acc	Ⓜ Ⓟ Ⓡ	4.01	4.13	1.88	HSBC GIF Euro Credit Bond Total Ret IC	Ⓜ Ⓟ Ⓡ	1.83	2.46	2.20
Nordea 2 - Emerg Mkt Lcl Dbt Enh B1 EUR	Ⓜ Ⓟ Ⓡ	3.07	4.29	9.25	Pramerica Sicav Euro Corp Bd Hi Potent A	Ⓜ Ⓟ Ⓡ		2.47	3.01
Invesco Emer Mkt Lcl Dbt S EUR Acc	Ⓜ Ⓟ Ⓡ	4.39	4.29	9.85	JPM Europe High Yld Bd D (acc) EUR	Ⓜ Ⓟ Ⓡ	3.11	2.54	3.41
MS INV F Emerging Mkts Corp Dbt A	Ⓜ Ⓟ Ⓡ	6.44	4.33		Evli Corporate Bond B	Ⓜ Ⓟ Ⓡ	2.50	2.55	2.03
Amundi Obbl Paesi Emerg a dist A	Ⓜ Ⓟ Ⓡ	6.12	4.38	6.93	BNY Mellon Eurland Bond EUR A Acc	Ⓜ Ⓟ Ⓡ	1.12	2.56	3.14
Evli Nordic EM Lcl Ccy Bd I2 EUR C	Ⓜ Ⓟ Ⓡ	4.15	4.52	8.91	CompAM Active European Credit A Acc	Ⓜ Ⓟ Ⓡ	2.44	2.65	1.99
Arca Bond Paesi Emergenti Valuta Local P	Ⓜ Ⓟ Ⓡ	3.09	4.69	8.14	Anima Obbligazionario High Yield A	Ⓜ Ⓟ Ⓡ	3.71	2.67	4.31
DPAM L Bonds Emerging Markets Sust F EUR	Ⓜ Ⓟ Ⓡ	4.96	4.81	8.02	Evli Nordic Corporate Bond IB	Ⓜ Ⓟ Ⓡ	2.55	2.71	1.01
Fidelity Emerging Mkt Dbt A-Acc-EUR	Ⓜ Ⓟ Ⓡ	6.22	4.82	4.82	NN (L) Euro Sust Crdt I Cap EUR	Ⓜ Ⓟ Ⓡ	2.30	2.76	2.18
Interfund Emerging Markets Lcl Ccy Bd A	Ⓜ Ⓟ Ⓡ	3.16	4.92	10.12	Fidelity Euro Corporate Bond A-Acc-EUR	Ⓜ Ⓟ Ⓡ	2.02	2.76	2.85
Amundi Fds Em Mkts Bd A AUD MD3 D	Ⓜ Ⓟ Ⓡ	6.17	5.05	11.50	RobecoSAM Euro SDG Credits IH EUR	Ⓜ Ⓟ Ⓡ	2.20	2.77	2.12
MFS Meridian Emerging Mkts Dbt A1 USD	Ⓜ Ⓟ Ⓡ	4.89	5.12	4.82	Gestielte Obbligazionario Corporate	Ⓜ Ⓟ Ⓡ	3.13	2.78	2.78
Nordea 1 - Emerging Market Bond E USD	Ⓜ Ⓟ Ⓡ	5.61	5.43	5.83	iShares Euro InvGrdCorpBdldx (IE)InstAccE	Ⓜ Ⓟ Ⓡ	2.32	2.80	2.22
AS SICAV I Sdl EM Bd I Acc USD	Ⓜ Ⓟ Ⓡ	5.44	5.53	5.74	BGF Euro Corporate Bond A2 EUR	Ⓜ Ⓟ Ⓡ	2.42	2.80	2.15
M&G (Lux) Em Mkts Bd A EUR Acc	Ⓜ Ⓟ Ⓡ	7.06	5.59	5.61	BNP Paribas Sust Euro Bd I Cap	Ⓜ Ⓟ Ⓡ	1.94	2.82	2.36
Capital Group Em Mkts Dbt (LUX) Z	Ⓜ Ⓟ Ⓡ	3.76	5.90	6.87	GFG Funds - Euro Global Bond I	Ⓜ Ⓟ Ⓡ	1.13	2.83	3.38
Candriam Bds Em Mkts C USD Cap	Ⓜ Ⓟ Ⓡ	5.86	5.99	6.16	Nordea 1 - European Covered Bond BP EUR	Ⓜ Ⓟ Ⓡ	2.43	2.84	2.02
Aviva Investors Em Mkts Bd I USD Acc	Ⓜ Ⓟ Ⓡ	6.28	6.29	4.82	NEF Euro Corporate Bond I Acc	Ⓜ Ⓟ Ⓡ	2.29	2.86	2.34
L&G EM Short Duration Bond Z USD Acc	Ⓜ Ⓟ Ⓡ		6.45	3.25	Eurizon Obbligazionario Etico	Ⓜ Ⓟ Ⓡ	1.99	2.86	2.44
iShares Em Mkts Govt Bd Ixd (LU) I2 USD	Ⓜ Ⓟ Ⓡ	6.41	6.46	4.74	MS INV F Euro Corporate Bond A	Ⓜ Ⓟ Ⓡ	2.39	2.90	2.67
GS EM Corp Bd I Acc USD	Ⓜ Ⓟ Ⓡ	6.39	6.54	3.36	NN (L) Euro Credit I Cap EUR	Ⓜ Ⓟ Ⓡ	2.46	2.92	2.17
Candriam SRI Bond Em Mkts I USD Inc	Ⓜ Ⓟ Ⓡ		6.71	4.95	DWS Eurorenta	Ⓜ Ⓟ Ⓡ	2.12	3.01	2.90
Vontobel Emerging Mkts Dbt B USD	Ⓜ Ⓟ Ⓡ	6.94	6.82	6.00	Stt Strt Euro Infl Lknd Bd Ixd I EUR	Ⓜ Ⓟ Ⓡ	1.98	3.01	3.61
T. Rowe Price EM Corp Bd I USD	Ⓜ Ⓟ Ⓡ	6.79	7.07	3.26	BNP Paribas Euro Corporate Bond I C	Ⓜ Ⓟ Ⓡ	2.43	3.04	2.25
Neuberger Berman EM DbtHrdCcy USD I C	Ⓜ Ⓟ Ⓡ	6.90	7.25	5.79	Deka-CorporateBond Euro CF	Ⓜ Ⓟ Ⓡ	2.68	3.04	1.95
BGF Emerging Markets Corp Bd I2 USD	Ⓜ Ⓟ Ⓡ	6.83	7.30	3.26	MS INV F Euro Bond I	Ⓜ Ⓟ Ⓡ	2.21	3.05	2.74
L&G EM Bond Z USD Acc	Ⓜ Ⓟ Ⓡ		7.75	4.32	BNY Mellon European Credit EUR C Acc	Ⓜ Ⓟ Ⓡ	2.49	3.06	2.13
BNY Mellon Em Mkts Corp Dbt USD X Acc	Ⓜ Ⓟ Ⓡ	7.84	7.88	3.82	BGF Euro Bond A2	Ⓜ Ⓟ Ⓡ	2.11	3.07	2.72
AS SICAV I EM Corp Bd Z Minc USD	Ⓜ Ⓟ Ⓡ	8.10	8.04	3.45	AXAWF Euro Credit Plus F Cap EUR	Ⓜ Ⓟ Ⓡ	2.24	3.10	2.51
AS SICAV I Frntr Mkts Bd A Acc USD	Ⓜ Ⓟ Ⓡ	7.86	8.09	5.10	JPM Financials Bond D (div) EUR	Ⓜ Ⓟ Ⓡ	2.30	3.12	3.16
Eaton Vance Intl (IRL) EMLclnc I2 \$ Acc	Ⓜ Ⓟ Ⓡ	5.40	8.48	9.24	Vontobel EUR Corp Bd Mid Yld B EUR	Ⓜ Ⓟ Ⓡ	2.31	3.13	2.63
Vontobel Emerging Mkt Corp Bd I USD	Ⓜ Ⓟ Ⓡ		9.47	5.79	iShares Eur GovInflknd Bdldx (IE)InstAccE	Ⓜ Ⓟ Ⓡ	2.04	3.15	3.60
Barings EM Sovereign Debt Tr A USD Acc	Ⓜ Ⓟ Ⓡ		11.68	5.12	Kempen (Lux) Euro Credit I	Ⓜ Ⓟ Ⓡ	2.65	3.16	2.21
BlueBay Emerging Market Aggt Bd I USD	Ⓜ Ⓟ Ⓡ				Invesco Euro Corporate Bond A EUR Acc	Ⓜ Ⓟ Ⓡ	1.79	3.18	2.56
Epsilon Fund Em Bd Tl Ret Enh I EUR Acc	Ⓜ Ⓟ Ⓡ				Amundi Fds Euro Corp Bd I EUR C	Ⓜ Ⓟ Ⓡ	2.33	3.20	2.42
Eurizon SLJ Local Em Mkts Dbt Z EUR Acc	Ⓜ Ⓟ Ⓡ				Amundi Fds Euro Govt Bd A EUR C	Ⓜ Ⓟ Ⓡ	1.65	3.22	3.74
EIS Global Bond Emerging Total Return I	Ⓜ Ⓟ Ⓡ				PIMCO GIS Euro Income Bond Instl EUR Acc	Ⓜ Ⓟ Ⓡ	3.54	3.22	2.02
Fidelity EmMkt TlRetDbt A-Acc-EUR	Ⓜ Ⓟ Ⓡ				Kempen (Lux) Euro Credit Plus I	Ⓜ Ⓟ Ⓡ	2.88	3.23	2.23
Euro Fixed Income									
EuroMobilare IF - Floating Rate B	Ⓜ Ⓟ Ⓡ	-1.04	-0.92	0.79	PIMCO GIS Euro Credit Instl EUR Acc	Ⓜ Ⓟ Ⓡ	2.88	3.25	2.23
EIS Flexible Duration 8 I	Ⓜ Ⓟ Ⓡ		-0.41	0.88	AS SICAV I Sdl Euro HY Bd I Acc EUR	Ⓜ Ⓟ Ⓡ	2.64	3.26	2.83
NEF Euro Short Term Bond R Acc	Ⓜ Ⓟ Ⓡ	-0.28	-0.34	1.00	BSF ESG Euro Bond D2 EUR	Ⓜ Ⓟ Ⓡ	4.59	3.26	3.20
MS INV F Short Maturity Euro Bond A	Ⓜ Ⓟ Ⓡ	-0.28	-0.33	0.93	Groupama Oblig Euro I	Ⓜ Ⓟ Ⓡ	2.06	3.28	2.62
Pictet-EUR Short Mid-Term Bonds R	Ⓜ Ⓟ Ⓡ	-0.18	-0.22	0.75	HSBC RIF SRI Euro Bond IC	Ⓜ Ⓟ Ⓡ	2.21	3.28	2.74
Mediolanum BB Euro Fixed Income L A	Ⓜ Ⓟ Ⓡ	-0.21	-0.12	0.66	MS INV F European HY Bd A	Ⓜ Ⓟ Ⓡ	3.79	3.29	3.36
Pictet-EUR Short Term Corp Bds R dm	Ⓜ Ⓟ Ⓡ	0.02	-0.11	0.79	Fidelity Euro Bond A-Acc-EUR	Ⓜ Ⓟ Ⓡ	2.01	3.31	3.30
Schroder ISF EURO S/T Bd A Acc EUR	Ⓜ Ⓟ Ⓡ	-0.06	-0.09	0.70	Schroder ISF EURO Govt Bd A Acc EUR	Ⓜ Ⓟ Ⓡ	2.12	3.42	3.70
Candriam Bds Euro Short Term C EUR Cap	Ⓜ Ⓟ Ⓡ	0.09	-0.04	0.52	Schroder ISF EURO Hi Yld A Acc EUR	Ⓜ Ⓟ Ⓡ	4.71	3.44	3.87
Arca Risparmio	Ⓜ Ⓟ Ⓡ		-0.01	0.86	Insight Sust Euro Corp Bd S EUR Acc	Ⓜ Ⓟ Ⓡ	2.89	3.45	2.19
Raiffeisen-Euro-ShortTerm-Rent IVT	Ⓜ Ⓟ Ⓡ	0.01	0.00	0.42	Pictet-EUR Government Bonds R	Ⓜ Ⓟ Ⓡ	2.00	3.49	3.62
Payden Euro Liquidity EUR Acc	Ⓜ Ⓟ Ⓡ	0.16	0.05	0.37	L&G Euro Corporate Bond Z EUR Inc	Ⓜ Ⓟ Ⓡ	2.95	3.52	2.24
EIS Flexible Duration 9 I	Ⓜ Ⓟ Ⓡ		0.07	0.80	L&G Euro High Alpha Corp Bond Z EUR Inc	Ⓜ Ⓟ Ⓡ	2.69	3.60	2.18
BGF Euro Short Duration Bond D2 EUR	Ⓜ Ⓟ Ⓡ	0.34	0.14	0.62	M&G European Credit Investment C EUR Acc	Ⓜ Ⓟ Ⓡ	3.07	3.63	2.28
HSBC Euro Short Term Bond Fund S EUR	Ⓜ Ⓟ Ⓡ	0.22	0.16	0.48	Nordea 1 - European Cross Credit BI EUR	Ⓜ Ⓟ Ⓡ	3.34	3.64	2.97
BNP Paribas Enhanced Bond 6M I C	Ⓜ Ⓟ Ⓡ	0.29	0.20	1.20	HSBC Euro Gvt Bond Fund HC	Ⓜ Ⓟ Ⓡ	2.29	3.68	3.25
Allianz Advcd Fxd Inc S/D €Rsrvt P+G A2E	Ⓜ Ⓟ Ⓡ	0.18	0.21	0.65	T. Rowe Price Euro Corp Bd Z EUR	Ⓜ Ⓟ Ⓡ	3.10	3.72	2.25
BNP Paribas Euro S/T Corp Bd Opp C C	Ⓜ Ⓟ Ⓡ	0.34	0.28	1.26	Ellipsis High Yield Fund IEUR	Ⓜ Ⓟ Ⓡ	3.91	3.73	2.61
					BNP Paribas Euro Government Bd I C	Ⓜ Ⓟ Ⓡ	2.50	3.76	3.43
					Amundi Fds Euro Aggt Bd I EUR C	Ⓜ			



I FONDI CON MARCHIO FUNDSPEOPLE 2020

DATI AL 18 FEBBRAIO 2020

FONDO	MARCHIO	RENDIMENTO ANNUALIZZATO			FONDO	MARCHIO	RENDIMENTO ANNUALIZZATO		
		5 ANNI	3 ANNI	VOLAT. 3 ANNI			5 ANNI	3 ANNI	VOLAT. 3 ANNI
Invesco Euro Bond A EUR Acc	Ⓜ Ⓟ Ⓡ	2,75	3,82	2,74	Vontobel Bond Global Aggt B EUR	Ⓜ Ⓟ Ⓡ	2,86	3,31	3,46
MS INV F Euro Strategic Bond A	Ⓜ Ⓟ Ⓡ	2,77	3,83	3,03	Fidelity Gbl Sht Dur Inc A-Acc-EUR	Ⓜ Ⓟ Ⓡ	1,84	3,33	3,06
AXAWF Euro Government Bonds I Cap EUR	Ⓜ Ⓟ Ⓡ	2,36	3,84	3,67	PIMCO GIS Divers Inc E EURH Inc	Ⓜ Ⓟ Ⓡ	2,93	3,34	3,22
PIMCO GIS Euro Bond Instl EUR Acc	Ⓜ Ⓟ Ⓡ	2,87	3,93	2,90	SLI Total Return Credit D Acc EUR Hedged	Ⓜ Ⓟ Ⓡ		3,41	3,05
iShares Euro Govt Bd Idx (LU) X2 EUR	Ⓜ Ⓟ Ⓡ	2,55	3,93	3,59	UBAM Global High Yield Solution IHC EUR	Ⓜ Ⓟ Ⓡ	3,72	3,45	3,89
Epsilon Fund Euro Bond I EUR Acc	Ⓜ Ⓟ Ⓡ	2,58	4,00	3,82	Euron Bond High Yield Z EUR Acc	Ⓜ Ⓟ Ⓡ	4,09	3,48	3,33
Amundi Fds Euro HY Bd I EUR C	Ⓜ Ⓟ Ⓡ	3,61	4,01	3,32	Amundi Fds Gbl Ttl Ret Bd GEUR C	Ⓜ Ⓟ Ⓡ		3,48	7,00
BlackRock Euro Govt Enhanced Idx Flex	Ⓜ Ⓟ Ⓡ	2,66	4,03	3,55	Raiffaisen- Global-Fundamental-Rent IVT	Ⓜ Ⓟ Ⓡ	2,67	3,48	5,63
Bairings European High Yield Bd S EUR Acc	Ⓜ Ⓟ Ⓡ	5,63	4,03	3,76	BGF Global High Yield Bond D2 EUR Hedged	Ⓜ Ⓟ Ⓡ	3,36	3,60	3,72
DPAM INVEST B Bonds Eur IG W Cap	Ⓜ Ⓟ Ⓡ	2,66	4,04	3,58	Schroder ISF Global Bond A Acc USD	Ⓜ Ⓟ Ⓡ	2,08	3,67	4,14
Schroder ISF EURO Bond I Acc EUR	Ⓜ Ⓟ Ⓡ	2,89	4,08	3,11	Bairings Global High Yield Bond F EUR Acc	Ⓜ Ⓟ Ⓡ	5,58	3,73	3,96
Robeco Financial Institutions Bds OIH €	Ⓜ Ⓟ Ⓡ	3,13	4,08	4,24	Uni-Global Total Return Bonds RA-USD	Ⓜ Ⓟ Ⓡ		3,73	2,59
DPAM L Bonds EUR Corporate High Yield A	Ⓜ Ⓟ Ⓡ	5,11	4,11	3,56	Russell Inv Unconstrained Bond I	Ⓜ Ⓟ Ⓡ	2,48	3,81	1,27
Fidelity European Hi Yld A-Acc-EUR	Ⓜ Ⓟ Ⓡ	4,39	4,16	3,62	Vontobel Twenty-Four Strat Inc HI Hdg EUR	Ⓜ Ⓟ Ⓡ		3,82	2,47
NN (L) Green Bond I Cap EUR	Ⓜ Ⓟ Ⓡ		4,17	3,45	MS INV F Global Bond A	Ⓜ Ⓟ Ⓡ	3,47	3,85	
Capital Group Euro Bond (LUX) C	Ⓜ Ⓟ Ⓡ	3,19	4,18	2,96	Robeco Global Credits IH EUR	Ⓜ Ⓟ Ⓡ	3,37	3,90	2,96
HSBC GIF Euro High Yield Bond IC	Ⓜ Ⓟ Ⓡ	4,04	4,21	3,00	Fisich Bond Global Corporates BE	Ⓜ Ⓟ Ⓡ	3,40	3,92	2,97
Generali IS Euro Bond BX	Ⓜ Ⓟ Ⓡ	3,20	4,24	3,64	Candriam Bds Global Hi Yld I EUR Cap	Ⓜ Ⓟ Ⓡ	4,18	3,96	3,28
Candriam Bds Euro High Yld R EUR Cap	Ⓜ Ⓟ Ⓡ	4,66	4,32	2,99	Russell Inv Global Bond A	Ⓜ Ⓟ Ⓡ	2,44	4,06	3,75
Robeco European High Yield Bonds IH €	Ⓜ Ⓟ Ⓡ	5,07	4,39	3,34	MS INV F Global High Yield Bond A	Ⓜ Ⓟ Ⓡ	5,91	4,33	
Nordea 1 - European High Yld Bd BI EUR	Ⓜ Ⓟ Ⓡ	4,99	4,41	3,49	GS Global Sovereign Bd I Acc EUR-Prty H	Ⓜ Ⓟ Ⓡ		4,34	6,33
JPM EU Government Bond X (acc) EUR	Ⓜ Ⓟ Ⓡ	2,96	4,49	3,72	Vontobel Gbl Corp Bd Md Yld HG Hdg EUR	Ⓜ Ⓟ Ⓡ		4,44	3,14
Raiffaisen 902-Treasury Zero II VT	Ⓜ Ⓟ Ⓡ	2,80	4,62	3,92	FvS Bond Opportunities IT	Ⓜ Ⓟ Ⓡ	4,94	4,60	2,95
Muznich Europeyield HEUR Acc S	Ⓜ Ⓟ Ⓡ	5,13	4,69	2,96	SchroderISF Gbl High Yield A Acc \$	Ⓜ Ⓟ Ⓡ	4,99	4,82	4,31
Schroder ISF EURO Corp Bd I Acc EUR	Ⓜ Ⓟ Ⓡ	4,29	4,74	2,59	DPAM L Bonds Universalis Uncons W	Ⓜ Ⓟ Ⓡ	3,96	4,88	6,47
PIMCO Star Credit Opps (EUR) Ord EUR Acc	Ⓜ Ⓟ Ⓡ	4,95	4,81	5,38	PIMCO GIS Gbl Bd Ex-US Instl USD Acc	Ⓜ Ⓟ Ⓡ	4,45	5,14	2,03
DPAM INVEST B Bonds Eur W Cap	Ⓜ Ⓟ Ⓡ	3,22	4,99	3,69	PIMCO GIS Gbl Bd Instl USD Acc	Ⓜ Ⓟ Ⓡ	4,27	5,14	2,19
UNIQA Eastern European Debt Fund VTA	Ⓜ Ⓟ Ⓡ	5,31	5,02	3,66	Hermes Multi-Strategy Credit F USD Acc	Ⓜ Ⓟ Ⓡ	4,99	5,21	2,79
Janus Henderson Hrnz Euro HY Bd I2 EUR	Ⓜ Ⓟ Ⓡ	5,65	5,14	3,09	Schroder ISF Gbl Corp Bd A Acc USD	Ⓜ Ⓟ Ⓡ	4,13	5,52	3,03
BlueBay Inv Grd Euro Aggt Bd I EUR	Ⓜ Ⓟ Ⓡ	4,10	5,23	3,12	Amundi Fds Gbl Aggt Bd I USD C	Ⓜ Ⓟ Ⓡ	3,62	5,89	2,88
BGF European High Yield Bond D2 EUR	Ⓜ Ⓟ Ⓡ		5,32	3,38	T. Rowe Price Divers Inc Bd I USD	Ⓜ Ⓟ Ⓡ		5,94	2,39
EdR SICAV Financial Bonds I EUR	Ⓜ Ⓟ Ⓡ	4,25	5,33	4,04	Alliant Global High Yield IT USD	Ⓜ Ⓟ Ⓡ	6,37	5,99	3,59
Schroder ISF EURO Crdt Convrt I Acc EUR	Ⓜ Ⓟ Ⓡ	5,19	5,35	2,84	Bairings Global Senior Scrd Bd S USD Dis	Ⓜ Ⓟ Ⓡ	6,26	6,06	3,11
BlueBay Inv Grd Euro Govt Bd I EUR	Ⓜ Ⓟ Ⓡ	4,15	5,47	3,60	Invesco Global Inv Grd CorpBd A USD Ad	Ⓜ Ⓟ Ⓡ	5,02	6,11	3,25
Fonditalia Financial Credit Bond T	Ⓜ Ⓟ Ⓡ		5,89	4,84	T. Rowe Price Gbl HY Bd Z USD	Ⓜ Ⓟ Ⓡ	6,23	6,33	3,88
Algebris Financial Credit Rd EUR Inc	Ⓜ Ⓟ Ⓡ	5,89	6,10	5,81	PIMCO GIS GlnGd Crdt Instl USD Inc	Ⓜ Ⓟ Ⓡ	4,92	6,35	2,77
Lazard Credit Fi PC EUR	Ⓜ Ⓟ Ⓡ	4,85	6,22	3,75	M&G (Lux) Gbl HY Bd C USD Acc	Ⓜ Ⓟ Ⓡ	6,19	6,45	3,62
H2O EuroAggregate R	Ⓜ Ⓟ Ⓡ	4,63	6,38	4,37	BlueBay Global High Yield Bd B USD	Ⓜ Ⓟ Ⓡ	5,65	6,65	3,46
CamGestion Obliflexible A/I	Ⓜ Ⓟ Ⓡ		6,51	4,13	Schroder ISF Gbl Mlt Crdt C Acc USD	Ⓜ Ⓟ Ⓡ		6,99	3,22
Amundi Fds Gbl Subtrndt Bd I2 EUR C	Ⓜ Ⓟ Ⓡ		6,59	4,18	Baillie Gifford WW Gbl Crd C USD Acc	Ⓜ Ⓟ Ⓡ	5,93	7,01	2,89
Nordea 1 - European Fincl Dbt BI EUR	Ⓜ Ⓟ Ⓡ	6,02	7,32	4,14	T. Rowe Price Gbl High Inc Bd I USD	Ⓜ Ⓟ Ⓡ		7,02	3,54
Tikehaui Subfin E Acc	Ⓜ Ⓟ Ⓡ	5,72	7,66	4,14	Legg Mason WA Gbl Credit LM USD Acc	Ⓜ Ⓟ Ⓡ	5,39	7,03	3,12
AXAWF Euro 10 + LT I Cap EUR	Ⓜ Ⓟ Ⓡ	4,70	8,25	6,96	Janus Henderson Hrnz Gbl HY Bd I2 USD	Ⓜ Ⓟ Ⓡ	7,88	8,00	3,88
NB Euro Bond	Ⓜ Ⓟ Ⓡ	6,04	10,49	5,87	Nomura Fds Global Dynamic Bond I USD	Ⓜ Ⓟ Ⓡ	5,77	8,52	2,91
Euron Bond Aggregate EUR Z EUR Acc	Ⓜ Ⓟ Ⓡ				H2O Multi Aggregate I USD	Ⓜ Ⓟ Ⓡ		12,67	4,82
Kairos Intl SICAV Fd Inc P	Ⓜ Ⓟ Ⓡ				MS INV F Global Fixed Income Opps Z	Ⓜ Ⓟ Ⓡ	30,19	17,65	5,43
Pramerica Sicav Euro High Yield I	Ⓜ Ⓟ Ⓡ				Capital Group Gbl Hi Inc Opps (LUX) Z	Ⓜ Ⓟ Ⓡ	30,53	19,30	5,26
Fixed Income Miscellaneous									
Lemanik SICAV Actv S/T Crdt Cap Ret EURA	Ⓜ Ⓟ Ⓡ	1,02	0,63	6,31	BNP Paribas Global Strat Bd Classic	Ⓜ Ⓟ Ⓡ			
GAM Star Cat Bond Institutional EUR Acc	Ⓜ Ⓟ Ⓡ	1,31	0,64	7,24	Euron Absolute High Yield Z EUR	Ⓜ Ⓟ Ⓡ			
Invesco India Bond A USD Acc	Ⓜ Ⓟ Ⓡ	2,77	2,48	7,96	Euron Global Bond Z EUR	Ⓜ Ⓟ Ⓡ			
Alcentra European Loan I-E EUR Inc	Ⓜ Ⓟ Ⓡ	3,65	2,66	6,04	Euron Global Multi Credit Z EUR Acc	Ⓜ Ⓟ Ⓡ			
ASI Progetto Obbligazionario Emergenti E	Ⓜ Ⓟ Ⓡ				Pramerica Sicav Global Inflation Lnkd I	Ⓜ Ⓟ Ⓡ			
ASI Progetto Obbligazionario Emergenti E	Ⓜ Ⓟ Ⓡ				Pramerica Sicav Strategic Bond U	Ⓜ Ⓟ Ⓡ			
Global Fixed Income									
Templeton Global Ttl Ret A(acc)EUR	Ⓜ Ⓟ Ⓡ	1,52	-0,36	7,94	Sterling Fixed Income				
Anima Pianeta A	Ⓜ Ⓟ Ⓡ	0,91	-0,14	3,80	L&G UK Core Plus Bond Z GBP Acc	Ⓜ Ⓟ Ⓡ	5,12	4,95	3,87
Mediolanum Ch International Bond LH A	Ⓜ Ⓟ Ⓡ	-0,43	-0,05	2,53	US Fixed Income				
JPM Global Strat Bd A perf (acc) EURH	Ⓜ Ⓟ Ⓡ	0,27	-0,01	2,01	JPM Income Opp D perf (acc) EURH	Ⓜ Ⓟ Ⓡ	-0,09	-1,01	6,38
UBAM Abs Ret Low Vol Fxd Inc IPC EUR	Ⓜ Ⓟ Ⓡ	0,19	0,02	0,53	MS INV F US Dollar Short Duration Bond Z	Ⓜ Ⓟ Ⓡ		2,03	
Templeton Global Bond A(acc)EUR	Ⓜ Ⓟ Ⓡ	1,73	0,34	6,55	UBAM Dynamic US Dollar Bond IC USD	Ⓜ Ⓟ Ⓡ	1,80	2,38	0,39
Anima Fix Obbligazionario Globale A	Ⓜ Ⓟ Ⓡ	1,24	0,36	3,90	Payden Global Short Bond USD Acc	Ⓜ Ⓟ Ⓡ	2,01	2,46	0,68
EIS Global Bond Total Return I	Ⓜ Ⓟ Ⓡ		0,81	7,22	Doubleline Low Avrg Dur Bd I USD Acc	Ⓜ Ⓟ Ⓡ	2,17	2,60	0,65
M&G (Lux) Gbl F Rt HY A H EUR Acc	Ⓜ Ⓟ Ⓡ	1,82	0,89	2,25	GS US Mortgage Bckd Secs Base Acc USD	Ⓜ Ⓟ Ⓡ	2,18	2,78	1,94
Mediolanum Ch Provident 3	Ⓜ Ⓟ Ⓡ	0,92	1,19	2,75	JPM Global High Yield Bond A (acc) EURH	Ⓜ Ⓟ Ⓡ	3,06	2,91	7,86
Fondo Alto Internazionale Obblig A	Ⓜ Ⓟ Ⓡ	1,69	1,19	3,64	Amundi Fds Pnr Strat Inc A EUR C	Ⓜ Ⓟ Ⓡ	3,82	3,02	2,19
JPM Global Bond Opps D (div) EURH	Ⓜ Ⓟ Ⓡ	1,37	1,21	2,61	Lord Abbett Short Dur Inc I USD Acc	Ⓜ Ⓟ Ⓡ	2,69	3,06	0,87
BGF Fixed Income Global Opps D2 EUR Hdg	Ⓜ Ⓟ Ⓡ	0,92	1,24	1,74	JPM US Aggregate Bond D (acc) USD	Ⓜ Ⓟ Ⓡ	2,62	3,78	3,06
Muznich Enhancedyield S-THEUR Acc R	Ⓜ Ⓟ Ⓡ	1,53	1,36	1,44	Vanguard US Govt Bd Idx Lns USD Acc	Ⓜ Ⓟ Ⓡ	2,53	3,78	3,68
Amundi Fds Optimal Yld S/T E2 EUR C	Ⓜ Ⓟ Ⓡ		1,48	6,90	Neuberger Bearman Sht Dur HY Bd S Ins Acc	Ⓜ Ⓟ Ⓡ	3,09	3,87	2,75
JPM Flexible Credit D (div) EURH	Ⓜ Ⓟ Ⓡ	1,36	1,49	2,77	AXAIMFIS US Short Dur HY A Cap USD	Ⓜ Ⓟ Ⓡ	3,57	4,05	1,85
BGF Global Inflation Linked Bd X2 EUR H	Ⓜ Ⓟ Ⓡ	2,221,53	2,54		Indosuez Funds Fixed Income USD G	Ⓜ Ⓟ Ⓡ	4,09	4,36	2,64
Fundquest Bond Opportunities PA/I	Ⓜ Ⓟ Ⓡ	0,76	1,75	1,95	AB Mortgage Income AZX Acc	Ⓜ Ⓟ Ⓡ	4,03	4,61	1,36
Nordea 1 - Flexible Fixed Income BP EUR	Ⓜ Ⓟ Ⓡ	1,21	1,76	1,80	Loomis Sayles US Core Plus Bd S1A USD	Ⓜ Ⓟ Ⓡ		4,87	2,75
AXAWF Global Infr Bds I Cap EUR	Ⓜ Ⓟ Ⓡ	2,41	1,84	4,40	Fidelity US Dollar Bond A-Acc-USD	Ⓜ Ⓟ Ⓡ	3,43	4,91	3,40
AXAWF Global Strategic Bds I Cap EUR H	Ⓜ Ⓟ Ⓡ	1,95	1,98	1,78	MS INV F US Dollar Short Dur HY Bd Z	Ⓜ Ⓟ Ⓡ	7,15	5,52	
Schroder ISF Strat Crdt A Acc EUR Hdg	Ⓜ Ⓟ Ⓡ	2,52	2,03	2,34	Candriam GF US HY Corporate Bds I acc	Ⓜ Ⓟ Ⓡ		5,68	3,50
M&G (Lux) Gbl Macro Bd A EUR Acc	Ⓜ Ⓟ Ⓡ	2,72	2,15	3,57	MS INV F US Dollar High Yield Bond Z	Ⓜ Ⓟ Ⓡ	8,05	5,95	
Amundi IS JP Morgan Gbl Gbl Gvs IHE-C	Ⓜ Ⓟ Ⓡ	1,59	2,19	3,18	JPM Income A (acc) USD	Ⓜ Ⓟ Ⓡ	4,93	6,04	2,20
Schroder ISF Gbl Infr Lnkd Bd I Acc EUR	Ⓜ Ⓟ Ⓡ	2,89	2,22	4,45	NN (L) US Credit X Cap USD	Ⓜ Ⓟ Ⓡ	4,54	6,17	3,95
AB Gbl Pls Fxd Inc S1EUR H Acc	Ⓜ Ⓟ Ⓡ	1,94	2,42	2,28	AS SICAV I USD Crdt Bd I Acc USD	Ⓜ Ⓟ Ⓡ		6,56	3,65
JPM Global Corp Bd D (div) EUR H	Ⓜ Ⓟ Ⓡ	1,64	2,42	3,17	Amundi Fds Pnr US Corp Bd I USD C	Ⓜ Ⓟ Ⓡ	5,44	6,61	3,77
JPM Global Government Bond C (acc) EUR	Ⓜ Ⓟ Ⓡ	1,83	2,43	3,12	PGIM Broad Market US HY Bd USD W Acc	Ⓜ Ⓟ Ⓡ	6,59	6,82	4,51
AXAWF Global High Yield Bds F Cap EUR H	Ⓜ Ⓟ Ⓡ	3,05	2,53	3,52	UBAM - US High Yield Solution IC USD	Ⓜ Ⓟ Ⓡ		7,24	4,14
UBS(Lux) BS Gbl Infr Lnkd\$ EURH Q-acc	Ⓜ Ⓟ Ⓡ	1,73	2,58	1,93	Amundi Fds Pioneer US Bd A EUR H C	Ⓜ Ⓟ Ⓡ			
Pramerica Sicav Hi Yld 1-5 yrs Euro H I	Ⓜ Ⓟ Ⓡ	3,24	2,62	2,73	Amundi Index US Corp SRI IHE Inc	Ⓜ Ⓟ Ⓡ			
Wellington World Bond D USD Acc Unhdgd	Ⓜ Ⓟ Ⓡ	1,80	2,67	1,70	Aggressive Allocation				
PIMCO GIS Income Instl EURH Acc	Ⓜ Ⓟ Ⓡ	3,46	2,71	2,10	Piano Azioni Italia A	Ⓜ Ⓟ Ⓡ			
Invesco Active Mlt-Sect Crdt C EUR Hdg	Ⓜ Ⓟ Ⓡ	2,75	2,74	2,56	Asia Equity				
Invesco Global Ttl Ret EUR Bd A EUR Acc	Ⓜ Ⓟ Ⓡ	1,79	2,77	2,68	Fidelity Pacific A-Acc-EUR	Ⓜ Ⓟ Ⓡ	6,39	5,36	13,88
GS Global Fixed Inc (Hdg) I Inc EUR	Ⓜ Ⓟ Ⓡ	2,08	2,79	2,52	Gamax Asia Pacific I	Ⓜ Ⓟ Ⓡ	7,52	6,50	14,57
Jupiter Dynamic Bond I EUR Acc	Ⓜ Ⓟ Ⓡ	2,89	2,82	2,94	JPM Pacific Equity A (dist) USD	Ⓜ Ⓟ Ⓡ	10,27	12,87	12,93
Carmignac Pf Uncons Gbl Bd F EUR Acc	Ⓜ Ⓟ Ⓡ	3,42	2,88	7,23	Asia ex-Japan Equity				
Schroder ISF Gbl Crdt Inc A Acc EUR Hdg	Ⓜ Ⓟ Ⓡ		3,00	2,58	Amundi IS MSCl Pacific ex Jpn IHE-C EUR	Ⓜ Ⓟ Ⓡ	5,70	6,22	11,22
Robeco High Yield Bonds DH €	Ⓜ Ⓟ Ⓡ	4,34	3,15	3,61	Invesco Asian Equity A USD AD	Ⓜ Ⓟ Ⓡ	5,99	7,98	14,49
FISCH Bond Global High Yield BE	Ⓜ Ⓟ Ⓡ	4,71	3,22	3,77	Stewart Investors AsiaPac Sust B Acc GBP	Ⓜ Ⓟ Ⓡ	9,86	8,06	8,57

La proprietà intellettuale è riconducibile alla fonte specificata in testa alla pagina. Il ritaglio stampa è da intendersi per uso privato

ANALISI RANKING



I FONDI CON MARCHIO FUNDSPEOPLE 2020

DATI AL 18 FEBBRAIO 2020

FONDO	MARCHIO	RENDIMENTO ANNUALIZZATO			FONDO	MARCHIO	RENDIMENTO ANNUALIZZATO		
		5 ANNI	3 ANNI	VOLAT. 3 ANNI			5 ANNI	3 ANNI	VOLAT. 3 ANNI
PineBridge Asia exJapan SmCap Eq Y	Ⓐ Ⓑ Ⓒ	7,96	8,55	12,23	Allianz Europe Equity Growth AT EUR	Ⓐ Ⓑ Ⓒ	7,39	9,96	13,45
UBS (Lux) ES As Smir Coms (USD) Q-acc	Ⓐ Ⓑ Ⓒ	7,83	10,39	13,85	R-co Thematic Silver Plus C	Ⓐ Ⓑ Ⓒ	10,44	9,99	10,90
Fidelity Asian Special Sits Y-Dis-USD	Ⓐ Ⓑ Ⓒ	8,07	10,59	14,82	Seeyond Europe MinVol I/A EUR	Ⓐ Ⓑ Ⓒ	6,98	10,03	7,90
First State Asia Focus B Acc GBP	Ⓐ Ⓑ Ⓒ	12,01	10,90	11,50	EDR SICAV Euro Sust Growth A EUR	Ⓐ Ⓑ Ⓒ	6,65	10,06	10,35
First State Asia Focus I USD Acc	Ⓐ Ⓑ Ⓒ	7,11	12,01	11,21	MFS Meridian European Research A1 EUR	Ⓐ Ⓑ Ⓒ	6,82	10,23	9,33
Schroder ISF Asian Opports C Acc USD	Ⓐ Ⓑ Ⓒ	9,23	12,97	15,81	Stk Sirt Eurp Mgd Volatil Eq I EUR Acc	Ⓐ Ⓑ Ⓒ	7,07	10,23	7,73
Matthews Asia-Asia EX-JP Div I USD Acc	Ⓐ Ⓑ Ⓒ		13,44	12,65	Candriam SRI Equity Euro 1 Acc EUR	Ⓐ Ⓑ Ⓒ		10,36	10,97
Fidelity Asia Pacific Opps Y-Acc-EUR	Ⓐ Ⓑ Ⓒ	12,59	13,50	14,21	MS INVVF European Champions Z	Ⓐ Ⓑ Ⓒ		10,37	10,32
LO Funds Asia High Convn USD PA	Ⓐ Ⓑ Ⓒ	8,77	13,52	14,58	BNP Paribas Eur MulFtr Eq I EUR C	Ⓐ Ⓑ Ⓒ		10,38	10,04
Schroder ISF Emerging Asia 1 Acc USD	Ⓐ Ⓑ Ⓒ	11,02	13,88	14,34	Allianz Azioni Italia All Stars A	Ⓐ Ⓑ Ⓒ	4,00	10,57	15,30
T. Rowe Price Asian Opp Eq I USD	Ⓐ Ⓑ Ⓒ	9,22	14,03	14,22	MFS Meridian European Smrl Coms A1 EUR	Ⓐ Ⓑ Ⓒ	9,26	10,64	10,38
UBS (Lux) KSS Asian Eq \$ USD Q Acc	Ⓐ Ⓑ Ⓒ	10,59	15,40	16,59	MFS Meridian European Core Eq A1 EUR	Ⓐ Ⓑ Ⓒ	8,05	10,81	9,36
Wellington Asian Opps S Uhgqd USD Acc	Ⓐ Ⓑ Ⓒ	9,59	15,60	16,87	Amundi Fds Eurp Eq Green Imp I EUR C	Ⓐ Ⓑ Ⓒ	6,54	11,07	12,30
Australia & New Zealand Equity					DPAM INVEST B Equities Euroland B Cap				
AS SICAV I AUS Equity A Acc AUD	Ⓐ Ⓑ Ⓒ	8,19	11,73	10,83	Generali IS SRI Ageing Population BX EUR	Ⓐ Ⓑ Ⓒ	8,58	11,19	10,68
Consumer Goods & Services Sector Equity					LO Funds Swiss Equity CHF PA				
GAM Multistock Luxury Brands Eq EUR B	Ⓐ Ⓑ Ⓒ	7,05	12,59	13,35	E.I. Sturdza Strat Eurp Qual EUR I	Ⓐ Ⓑ Ⓒ	9,04	11,62	8,90
Pictet-Premium Brands R EUR	Ⓐ Ⓑ Ⓒ	5,07	12,62	11,82	DPAM INVEST B Equities Europe W Cap	Ⓐ Ⓑ Ⓒ	8,59	11,62	10,45
Invesco Global Consumer Trends A USD Acc	Ⓐ Ⓑ Ⓒ	10,87	12,94	17,97	MFS Meridian European Value A1 EUR	Ⓐ Ⓑ Ⓒ	8,60	11,99	9,02
Fidelity Global Cnsmr Inds Y-Dis-EUR	Ⓐ Ⓑ Ⓒ	10,59	13,68	11,83	Edchiquier Positive Impact Europe A	Ⓐ Ⓑ Ⓒ	8,76	12,09	11,04
LO Funds Global Prestige F EUR Acc	Ⓐ Ⓑ Ⓒ	11,32	20,57	15,13	Raffaisen-Nachhaltigkeit-Momentum I VTA	Ⓐ Ⓑ Ⓒ		12,20	11,44
Energy Sector Equity					BGF European Special Situations D2				
Eurizon Azioni Energia E Mat Prime	Ⓐ Ⓑ Ⓒ	1,03	-0,13	16,48	Anima Geo Italia A	Ⓐ Ⓑ Ⓒ	7,00	12,89	13,32
Pictet-Clean Energy R EUR	Ⓐ Ⓑ Ⓒ	4,88	9,41	14,54	DPAM INVEST B Equities Europe Sust W Cap	Ⓐ Ⓑ Ⓒ	8,62	12,98	10,21
Equity Miscellaneous					Anima Italia A				
Pictet-Nutrition I EUR	Ⓐ Ⓑ Ⓒ	5,25	8,51	9,88	DNCA Invest Norden Europe I EUR	Ⓐ Ⓑ Ⓒ		13,40	10,78
BNP Paribas Aqua Classic	Ⓐ Ⓑ Ⓒ	11,25	11,76	13,12	BGF Continental Eurp Flex D2 EUR	Ⓐ Ⓑ Ⓒ	10,23	13,42	12,52
Pictet-Water I EUR	Ⓐ Ⓑ Ⓒ	11,65	12,73	11,11	AXAWF Fram Switzerland F Cap CHF	Ⓐ Ⓑ Ⓒ	11,35	13,75	10,63
Fidelity Sust Water & Waste A Acc EUR	Ⓐ Ⓑ Ⓒ				Jupiter European Growth D GBP Acc	Ⓐ Ⓑ Ⓒ	13,91	15,22	11,79
Europe Emerging Markets Equity					Fidelity European Dynamic Gr A-Dis-EUR				
SEB Eastern Euro Small and Mid Cap C	Ⓐ Ⓑ Ⓒ	17,42	11,46	13,68	Amundi Fds Euroland Equity F2 EUR C	Ⓐ Ⓑ Ⓒ	12,72	17,19	11,27
NN (L) Emerging Europe Equity I Cap EUR	Ⓐ Ⓑ Ⓒ	10,31	12,54	12,11	Amundi Fds Top Eurp Pflrs F2 EUR C	Ⓐ Ⓑ Ⓒ			
Amundi Fds Russian Equity M2 EUR C	Ⓐ Ⓑ Ⓒ	17,37	12,61	16,75	Europe Equity Mid/Small Cap				
Schroder ISF Emerging Europe C Acc EUR	Ⓐ Ⓑ Ⓒ	12,28	13,18	12,52	Queroo Capital Argonaut A-EUR	Ⓐ Ⓑ Ⓒ	11,37	5,11	10,04
SEB Russia C EUR	Ⓐ Ⓑ Ⓒ	17,62	14,39	16,52	Amundi Dividendo Italia B	Ⓐ Ⓑ Ⓒ	4,41	8,21	13,43
Europe Equity Large Cap					Eurizon Azioni PMI Italia R				
Schroder ISF European Value 1 Acc EUR	Ⓐ Ⓑ Ⓒ	4,13	2,48	11,77	DPAM INVEST B Equities Eurp Sm Cps W Cap	Ⓐ Ⓑ Ⓒ	9,72	9,44	10,90
Amundi Fds EurEq Sust Inc A2 EUR C	Ⓐ Ⓑ Ⓒ	1,00	2,64	10,08	Fidelity European Smrl Coms Y-Dis-EUR	Ⓐ Ⓑ Ⓒ	10,50	9,73	12,01
Invesco Pan European Equity A EUR Acc	Ⓐ Ⓑ Ⓒ	0,98	3,02	12,97	Oddo BHF Avenir Eurp CR-EUR	Ⓐ Ⓑ Ⓒ	9,64	9,81	12,69
Schroder ISF Eurp Div Mxmsr A Acc EUR	Ⓐ Ⓑ Ⓒ	1,29	3,06	10,14	Edchiquier Entrepreneurs A	Ⓐ Ⓑ Ⓒ	14,20	9,83	11,62
Invesco Euro Equity A EUR Acc	Ⓐ Ⓑ Ⓒ	3,87	3,28	12,61	Symphonia Azionario Small Cap Italia	Ⓐ Ⓑ Ⓒ	11,59	10,52	14,81
Tendercapital Secular Euro Instl € Acc	Ⓐ Ⓑ Ⓒ	4,21	4,23	9,78	Threadneedle Eurp Smrl Coms Ins Acc GBP	Ⓐ Ⓑ Ⓒ	14,25	10,58	12,83
M&G (Lux) Eurp Strat Val CI EUR Acc	Ⓐ Ⓑ Ⓒ	3,80	4,29	11,85	Oddo BHF Avenir Europe CR-EUR	Ⓐ Ⓑ Ⓒ	10,50	11,02	11,58
JPM Europe Strategic Dividend D (div)EUR	Ⓐ Ⓑ Ⓒ	1,89	4,32	9,48	UBS (Lux) EF Mid Caps Europe (EUR) Q&Acc	Ⓐ Ⓑ Ⓒ	10,39	12,18	12,12
Eurizon Top European Research Z EUR Acc	Ⓐ Ⓑ Ⓒ		4,45	11,84	Threadneedle (Lux) Pan Eurp SmrlComs 9E	Ⓐ Ⓑ Ⓒ	10,78	13,48	12,50
Generali IS Euro Eq Crld Vol BX Acc	Ⓐ Ⓑ Ⓒ		4,55	12,54	Threadneedle (Lux) Pan Eurp SmCpOpps ZE	Ⓐ Ⓑ Ⓒ	11,97	13,55	12,02
JPM Europe Equity Plus D perf (acc) EUR	Ⓐ Ⓑ Ⓒ	3,70	4,84	10,20	BGF Swiss Small & MidCap Opps A2 CHF	Ⓐ Ⓑ Ⓒ	15,92	14,33	13,26
Schroder ISF EURO Equity A Acc EUR	Ⓐ Ⓑ Ⓒ	4,65	5,76	12,59	Edchiquier Agenor SRI Mid Cap Europe A	Ⓐ Ⓑ Ⓒ	12,89	14,90	11,34
Amundi SF European Research E EUR ND	Ⓐ Ⓑ Ⓒ	3,26	5,83	11,59	Anima Iniziativa Italia F	Ⓐ Ⓑ Ⓒ	13,32	17,61	13,62
Amundi Fds European Eq Val M2 EUR C	Ⓐ Ⓑ Ⓒ	4,64	5,89	12,97	Amundi Fds European Eq Sm Cp F2 EUR C	Ⓐ Ⓑ Ⓒ			
AB European Eq Ptf A Acc	Ⓐ Ⓑ Ⓒ	5,68	6,02	11,90	Amundi Sviluppo Italia A	Ⓐ Ⓑ Ⓒ			
Invesco Pan Eur StructEq A EUR Acc	Ⓐ Ⓑ Ⓒ	4,64	6,12	9,61	Financials Sector Equity				
Fidelity European Lgr Coms A-Acc-EUR	Ⓐ Ⓑ Ⓒ	4,78	6,55	11,65	Polar Capital Global Ins B GBP Acc	Ⓐ Ⓑ Ⓒ	15,69	10,78	9,97
Mediolanum Flessibile Futuro Italia LA	Ⓐ Ⓑ Ⓒ	3,13	7,02	12,48	Global Emerging Markets Equity				
Investec GSF European Eq I Acc EUR	Ⓐ Ⓑ Ⓒ	6,12	7,19	9,64	Lazard Emerging Markets Eq A Inc USD	Ⓐ Ⓑ Ⓒ	2,02	2,58	14,86
BGF European Focus D2	Ⓐ Ⓑ Ⓒ	4,06	7,51	10,60	M&G (Lux) Gbl Em Mkts A EUR Acc	Ⓐ Ⓑ Ⓒ	4,64	4,12	15,69
Fidelity Italy A-Acc-EUR	Ⓐ Ⓑ Ⓒ	3,09	7,62	14,90	Anima Geo Paesi Emergenti A	Ⓐ Ⓑ Ⓒ	3,19	4,44	14,62
Epsilon Fund Euro Q-Equity I EUR Acc	Ⓐ Ⓑ Ⓒ	6,19	7,67	11,27	Comgest Growth Emerging Mkts EUR Z Acc	Ⓐ Ⓑ Ⓒ	4,24	4,73	14,01
Vontobel European Equity I EUR	Ⓐ Ⓑ Ⓒ	6,78	7,77	10,02	Magna New Frontiers N Acc	Ⓐ Ⓑ Ⓒ	9,85	4,82	11,25
Uninstitutional European MinRisk Eq	Ⓐ Ⓑ Ⓒ	6,19	7,79	9,26	Cardignac PF Emerg Dscv F EUR Acc	Ⓐ Ⓑ Ⓒ	4,33	4,96	11,93
Amundi Fds EurInd Eq Rsk Ppty I EUR C	Ⓐ Ⓑ Ⓒ	6,28	7,97	9,97	Schroder ISF Gbl EM Smrl Coms C Acc USD	Ⓐ Ⓑ Ⓒ	4,49	5,29	12,23
Amundi IS MSCI Europe IE-C	Ⓐ Ⓑ Ⓒ	5,29	7,99	11,28	Fonditalia Equity Global Emerging Mkts R	Ⓐ Ⓑ Ⓒ	4,79	5,61	15,03
AB Eurozone Eq Ptf I EUR Acc	Ⓐ Ⓑ Ⓒ	7,92	8,02	11,40	Eurizon Equity Emerging Mkts LTE Z Acc	Ⓐ Ⓑ Ⓒ	4,58	5,77	15,16
Uni-Global Equities Eurozone SA-EUR	Ⓐ Ⓑ Ⓒ		8,10	9,00	AS SICAV I Em Mkts Eq I Acc USD	Ⓐ Ⓑ Ⓒ	3,25	5,85	14,60
Mirova Euro Sustainable Equity R/A EUR	Ⓐ Ⓑ Ⓒ	5,88	8,15	10,94	Vontobel Emerging Markets Eq C USD	Ⓐ Ⓑ Ⓒ	2,03	6,16	12,73
Exane Funds 2 Exane Eqty Select Europe A	Ⓐ Ⓑ Ⓒ	6,39	8,17	10,76	Interfund Equity Global Emerging Markets	Ⓐ Ⓑ Ⓒ	5,11	6,17	15,08
Amundi Fds Eurp Equity Cnsv I EUR C	Ⓐ Ⓑ Ⓒ	6,44	8,17	8,59	Stewart Investors Gbl EM Sust B Acc GBP	Ⓐ Ⓑ Ⓒ	8,06	6,17	10,08
CS (Lux) European Div Plus Eq EB EUR	Ⓐ Ⓑ Ⓒ	5,41	8,24	9,04	GAM Multistock EM Equity EUR B	Ⓐ Ⓑ Ⓒ		6,28	14,78
Amundi IS MSCI EMU IE-C	Ⓐ Ⓑ Ⓒ	5,92	8,28	12,34	Pictet-Emerging Markets Index P EUR	Ⓐ Ⓑ Ⓒ	5,08	6,65	14,34
HSBC RIF SRI Euroland Equity IC	Ⓐ Ⓑ Ⓒ	6,85	8,30	11,20	Vanguard Emerg Mkts Stk Ldx Inv EUR Acc	Ⓐ Ⓑ Ⓒ	5,28	6,82	14,27
JPM Europe Select Equity C (acc) EUR	Ⓐ Ⓑ Ⓒ	5,90	8,48	10,11	Stewart Inv Gbl Em Mkts SustainabilityEURAcc	Ⓐ Ⓑ Ⓒ	5,42	7,05	9,85
Uni-Global Equities Europe RA-EUR	Ⓐ Ⓑ Ⓒ	6,53	8,49	8,19	AXAWF Fram Emerging Markets A Cap GBP	Ⓐ Ⓑ Ⓒ	8,53	7,37	13,30
Uninstitutional Eurp Eq Concentrated	Ⓐ Ⓑ Ⓒ	7,39	8,50	10,68	CSIF (Lux) Equity Emerging Mkts DB EUR	Ⓐ Ⓑ Ⓒ	5,87	7,40	14,45
BGF European Equity Income A2	Ⓐ Ⓑ Ⓒ	4,83	8,51	8,96	Candriam Eqs L Em Mkts R EUR Cap	Ⓐ Ⓑ Ⓒ	6,53	7,54	15,01
CSIF (Lux) Equity EMU DB EUR	Ⓐ Ⓑ Ⓒ		8,51	11,54	DWVS Invest Global Emerg Mkts Eqs Eur	Ⓐ Ⓑ Ⓒ	6,86	7,79	15,26
Fidelity European Div Y-Acc-EUR	Ⓐ Ⓑ Ⓒ	5,66	8,52	9,52	Fidelity FAST Emerging Markets A-ACC-EUR	Ⓐ Ⓑ Ⓒ		7,99	15,15
JPM Europe Sustainable Equity C (acc)EUR	Ⓐ Ⓑ Ⓒ		8,65	10,04	JPM Em Mkts Small Cap A (acc) perf USD	Ⓐ Ⓑ Ⓒ	6,44	8,23	11,67
iShares EMU Index (IE) Flex Acc EUR	Ⓐ Ⓑ Ⓒ	6,31	8,65	11,62	MFS Meridian Emerging Mkts Eq II EUR	Ⓐ Ⓑ Ⓒ	6,70	8,38	14,87
LO Funds Eurp Rgnls Eq Enh EUR NA	Ⓐ Ⓑ Ⓒ		8,69	9,51	Pictet-Emerging Mkts High Div I EUR	Ⓐ Ⓑ Ⓒ	5,95	8,61	14,55
UBS (Lux) EF Euro Countrs Opp (EUR)Q-acc	Ⓐ Ⓑ Ⓒ	6,78	8,74	10,63	Amundi Fds Em Mkts Eq Foc I USD C	Ⓐ Ⓑ Ⓒ	5,29	8,76	14,01
JB Eq Global Excell Eurp EUR B	Ⓐ Ⓑ Ⓒ	6,10	8,89	9,48	Wellington Emerging Mkt Eq S EUR Acc UnH	Ⓐ Ⓑ Ⓒ	7,80	8,95	14,32
Lycor Index Fund Euro Stoxx 300 (DR) IE	Ⓐ Ⓑ Ⓒ	7,23	8,95	11,56	Wells Fargo (Lux) WF EM Eq I EUR Acc	Ⓐ Ⓑ Ⓒ	7,66	8,98	14,65
M&G (Lux) Pan European Select C EUR Acc	Ⓐ Ⓑ Ⓒ	6,90	8,97	10,62	Candriam SRI Equity Em Mkts R EUR Acc	Ⓐ Ⓑ Ⓒ	7,10	9,46	14,31
Eleva UCITS Eleva Eurp Sel I EUR acc	Ⓐ Ⓑ Ⓒ	7,59	9,05	11,74	BGF Emerging Markets Eq Inc A2 USD	Ⓐ Ⓑ Ⓒ	6,48	10,02	13,73
Fidelity Germany A-Dis-EUR	Ⓐ Ⓑ Ⓒ	7,11	9,20	11,97	Vontobel mxt Sust EmMkts Ldrs B USD	Ⓐ Ⓑ Ⓒ	9,00	10,95	14,24
Pictet-European Sustainable Eqs I EUR	Ⓐ Ⓑ Ⓒ	6,40	9,40	9,19	Capital Group New World (LUX) Z	Ⓐ Ⓑ Ⓒ	6,83	11,10	11,05
Robeco QI European Cnsv Eqs I €	Ⓐ Ⓑ Ⓒ	6,47	9,47	8,04	Hermes Global Emerging Mkts F USD Acc	Ⓐ Ⓑ Ⓒ	8,04	11,62	15,19
Acadian European Equity UCITS A EUR	Ⓐ Ⓑ Ⓒ	9,30	9,61	10,60	JPM Emerging Mkts Opps A (acc) USD	Ⓐ Ⓑ Ⓒ	6,04	9,19	15,37
HSBC GIF Euroland Growth MIC	Ⓐ Ⓑ Ⓒ	6,96	9,62	11,78	Schroder ISF Gbl Em Mkt Opps A Acc USD	Ⓐ Ⓑ Ⓒ	7,24	11,79	14,20
Evli Equity Factor Europe B	Ⓐ Ⓑ Ⓒ		9,63	9,99	JPM Emerging Markets Equity A (acc) EUR	Ⓐ Ⓑ Ⓒ	7,98	11,92	14,82
Candriam SRI Equity EMU I EUR Acc	Ⓐ Ⓑ Ⓒ		9,85	11,96	Nordea 1 - Emerging Stars Equity BI EUR	Ⓐ Ⓑ Ⓒ	8,16	11,93	15,59
Quaestio Solutions Funds Eur Bt Eq I Acc	Ⓐ Ⓑ Ⓒ		9,87	11,19	Fidelity Emerging Mkts Foc Y-Acc-USD	Ⓐ Ⓑ Ⓒ	7,81	12,80	13,39
Melchior European Opportunities II EUR	Ⓐ Ⓑ Ⓒ	9,03	9,91	10,68	BGF Emerging Markets D2 EUR	Ⓐ Ⓑ Ⓒ	8,57	13,36	14,25
					GS BRICs Eq E Acc EUR	Ⓐ Ⓑ Ⓒ	9,06	13,44	15,45
					RWC Global Emerging Markets B EUR Acc	Ⓐ Ⓑ Ⓒ			



I FONDI CON MARCHIO FUNDSPEOPLE 2020

DATI AL 18 FEBBRAIO 2020

FONDO	MARCHIO	RENDIMENTO ANNUALIZZATO		VOLAT. 3 ANNI	FONDO	MARCHIO	RENDIMENTO ANNUALIZZATO		VOLAT. 3 ANNI
		5 ANNI	3 ANNI				5 ANNI	3 ANNI	
Global Equity Large Cap									
Mediolanum BB Dynamic Intl Val Opp LA	Ⓜ	Ⓜ	Ⓜ	2.44	12.01	Ⓜ	Ⓜ	Ⓜ	
Schroder ISF Gbl Div Mxmsr A Acc USD	Ⓜ	Ⓜ	Ⓜ	2.04	2.85	Ⓜ	Ⓜ	Ⓜ	11.23
AZ Fd 1 Asset Dynamic A-AZ Fd Acc	Ⓜ	Ⓜ	Ⓜ	3.07	3.51	Ⓜ	Ⓜ	Ⓜ	7.33
Anima Valore Globale A	Ⓜ	Ⓜ	Ⓜ	5.61	4.37	Ⓜ	Ⓜ	Ⓜ	13.42
UniValueFonds: Global C	Ⓜ	Ⓜ	Ⓜ	6.74	5.30	Ⓜ	Ⓜ	Ⓜ	10.62
Amundi Fds Gbl Eq Sust Inc E2 EUR C	Ⓜ	Ⓜ	Ⓜ	4.50	5.55	Ⓜ	Ⓜ	Ⓜ	9.29
AZ Fd 1 Global Equity A-AZ Fd Acc	Ⓜ	Ⓜ	Ⓜ	6.46	6.29	Ⓜ	Ⓜ	Ⓜ	10.78
DWS Invest Top Dividend IC	Ⓜ	Ⓜ	Ⓜ	6.75	6.50	Ⓜ	Ⓜ	Ⓜ	8.13
M&G (Lux) Gbl Dividend A EUR Acc	Ⓜ	Ⓜ	Ⓜ	6.68	6.87	Ⓜ	Ⓜ	Ⓜ	12.75
Invesco Global Equity Income A USD Acc	Ⓜ	Ⓜ	Ⓜ	4.40	7.27	Ⓜ	Ⓜ	Ⓜ	12.80
Nordea 1 - Global Stable Equity BI EUR	Ⓜ	Ⓜ	Ⓜ	8.10	7.35	Ⓜ	Ⓜ	Ⓜ	9.95
Quoniam Fds Sel Gbl Eqs Mnrsk € H I dis	Ⓜ	Ⓜ	Ⓜ	6.73	7.70	Ⓜ	Ⓜ	Ⓜ	11.58
UBS(LUX) ES Gbl Hi Div USD Q-acc	Ⓜ	Ⓜ	Ⓜ	6.90	8.15	Ⓜ	Ⓜ	Ⓜ	9.30
AZ Fd 1 AZ Eq Gbl Gr A-AZ Acc	Ⓜ	Ⓜ	Ⓜ	6.04	8.23	Ⓜ	Ⓜ	Ⓜ	16.78
Acadian Gbl Mgd Vol Eq UCITS A USD Acc	Ⓜ	Ⓜ	Ⓜ	8.15	8.28	Ⓜ	Ⓜ	Ⓜ	8.88
Kames Global Equity Income EUR H B Acc	Ⓜ	Ⓜ	Ⓜ	7.36	8.49	Ⓜ	Ⓜ	Ⓜ	12.82
Pictet SmartCity R EUR	Ⓜ	Ⓜ	Ⓜ	6.24	8.51	Ⓜ	Ⓜ	Ⓜ	10.74
Global Low Volatility Active Eq A	Ⓜ	Ⓜ	Ⓜ	8.56	8.56	Ⓜ	Ⓜ	Ⓜ	9.31
JPM Global Focus A (acc) EUR	Ⓜ	Ⓜ	Ⓜ	8.20	8.67	Ⓜ	Ⓜ	Ⓜ	11.95
State Street Global Defensive Equity I	Ⓜ	Ⓜ	Ⓜ		8.85	Ⓜ	Ⓜ	Ⓜ	8.29
Robeco QJ Global Conservative Eqs I €	Ⓜ	Ⓜ	Ⓜ	8.69	8.97	Ⓜ	Ⓜ	Ⓜ	8.44
JOHCM Global Opps Offshore A EUR Inc	Ⓜ	Ⓜ	Ⓜ	9.41	9.11	Ⓜ	Ⓜ	Ⓜ	8.11
Lazard Global Managed Vol A Acc USD	Ⓜ	Ⓜ	Ⓜ	7.32	9.19	Ⓜ	Ⓜ	Ⓜ	9.00
Amundi Fds Gbl Ecology ESG E2 EUR C	Ⓜ	Ⓜ	Ⓜ	6.89	9.36	Ⓜ	Ⓜ	Ⓜ	10.59
DPAM INVEST B Equities Wld Div W EUR Cap	Ⓜ	Ⓜ	Ⓜ	8.32	9.43	Ⓜ	Ⓜ	Ⓜ	10.20
Euronext World Smart Vol R Acc	Ⓜ	Ⓜ	Ⓜ	9.24	9.58	Ⓜ	Ⓜ	Ⓜ	9.41
BNY Mellon Global Equity Inc USD B Acc	Ⓜ	Ⓜ	Ⓜ	7.77	9.61	Ⓜ	Ⓜ	Ⓜ	9.50
Fidelity Global Dividend Y-Acc-EUR Hdg	Ⓜ	Ⓜ	Ⓜ	7.81	9.64	Ⓜ	Ⓜ	Ⓜ	9.97
JB Global Excell Eq EUR Bh	Ⓜ	Ⓜ	Ⓜ	6.88	9.65	Ⓜ	Ⓜ	Ⓜ	12.46
MFS Meridian Global Equity AI EUR	Ⓜ	Ⓜ	Ⓜ	8.83	10.10	Ⓜ	Ⓜ	Ⓜ	11.80
Investec GSF Gbl Strat Eq I Acc USD	Ⓜ	Ⓜ	Ⓜ	6.64	10.11	Ⓜ	Ⓜ	Ⓜ	13.53
iShares DevWld ex Tbo Idx (IE) InstlDisE	Ⓜ	Ⓜ	Ⓜ	12.34	10.12	Ⓜ	Ⓜ	Ⓜ	11.46
Fidelity FIRST All Country Wld I-Acc-GBP	Ⓜ	Ⓜ	Ⓜ	12.47	10.20	Ⓜ	Ⓜ	Ⓜ	11.94
Russell Inv Global Defensive Eq A	Ⓜ	Ⓜ	Ⓜ	7.68	10.44	Ⓜ	Ⓜ	Ⓜ	9.90
NEF Global Equity R Acc	Ⓜ	Ⓜ	Ⓜ	8.33	10.48	Ⓜ	Ⓜ	Ⓜ	11.46
GS Global CORE® Eq I Acc USD Close	Ⓜ	Ⓜ	Ⓜ	9.45	10.56	Ⓜ	Ⓜ	Ⓜ	12.75
Pictet-Global Megatrend Sel R EUR	Ⓜ	Ⓜ	Ⓜ	7.64	10.59	Ⓜ	Ⓜ	Ⓜ	12.15
Euronext Azionario Intl Etico	Ⓜ	Ⓜ	Ⓜ	7.93	10.63	Ⓜ	Ⓜ	Ⓜ	12.94
Vanguard SRI Global Stock Ins EUR Acc	Ⓜ	Ⓜ	Ⓜ	9.31	10.71	Ⓜ	Ⓜ	Ⓜ	11.41
Guinness Global Equity Income D EUR Acc	Ⓜ	Ⓜ	Ⓜ	8.16	10.73	Ⓜ	Ⓜ	Ⓜ	9.82
Pictet - Global Defensive Eqs I USD	Ⓜ	Ⓜ	Ⓜ	8.59	10.83	Ⓜ	Ⓜ	Ⓜ	10.27
Amundi IS MSCI World IE-C	Ⓜ	Ⓜ	Ⓜ	9.68	11.00	Ⓜ	Ⓜ	Ⓜ	11.70
Stt Strt Gbl Mgd Volatil Eq I USD Acc	Ⓜ	Ⓜ	Ⓜ	8.72	11.03	Ⓜ	Ⓜ	Ⓜ	7.55
Russell Inv World Equity B	Ⓜ	Ⓜ	Ⓜ	8.79	11.08	Ⓜ	Ⓜ	Ⓜ	11.42
LGT Sustainable EF Global (EUR) IM	Ⓜ	Ⓜ	Ⓜ	13.34	11.17	Ⓜ	Ⓜ	Ⓜ	10.38
BMO Multi-Strategy Global Eq F Acc EUR	Ⓜ	Ⓜ	Ⓜ	9.14	11.22	Ⓜ	Ⓜ	Ⓜ	11.24
AB Global Core Eq RX EUR Acc	Ⓜ	Ⓜ	Ⓜ	9.67	11.31	Ⓜ	Ⓜ	Ⓜ	12.50
CSIF (Lux) Equity Wld Min Volatil DB CHF	Ⓜ	Ⓜ	Ⓜ		11.51	Ⓜ	Ⓜ	Ⓜ	7.76
Fidelity Gbl Dmrgphcs A-Acc-EUR (H)	Ⓜ	Ⓜ	Ⓜ	7.32	11.51	Ⓜ	Ⓜ	Ⓜ	13.09
Ardevora Global Long Only Eq C GBP Acc	Ⓜ	Ⓜ	Ⓜ	14.84	11.94	Ⓜ	Ⓜ	Ⓜ	12.45
Pictet - Global Envir Opps R EUR	Ⓜ	Ⓜ	Ⓜ	9.76	12.05	Ⓜ	Ⓜ	Ⓜ	13.73
Fidelity Global Equity Inc I-Acc-USD	Ⓜ	Ⓜ	Ⓜ	8.62	12.27	Ⓜ	Ⓜ	Ⓜ	7.46
DPAM Equities L World SRI MSCI Index F	Ⓜ	Ⓜ	Ⓜ		12.27	Ⓜ	Ⓜ	Ⓜ	10.96
Robeco Sustainable Gbl Stars Eqs D EUR	Ⓜ	Ⓜ	Ⓜ	10.26	12.42	Ⓜ	Ⓜ	Ⓜ	12.14
AB SICAV I Low Volatility Eq S1 USD Acc	Ⓜ	Ⓜ	Ⓜ	9.93	12.66	Ⓜ	Ⓜ	Ⓜ	8.50
AXAWF Global Factors-Sust Eq I Cap EUR	Ⓜ	Ⓜ	Ⓜ	11.00	12.68	Ⓜ	Ⓜ	Ⓜ	9.60
Wellington Durb Coms S EUR Acc UnH	Ⓜ	Ⓜ	Ⓜ	11.81	13.33	Ⓜ	Ⓜ	Ⓜ	9.77
Pictet - Global Thematic Opps-I EUR	Ⓜ	Ⓜ	Ⓜ		13.38	Ⓜ	Ⓜ	Ⓜ	13.03
Ardevora Global Equity C GBP Acc	Ⓜ	Ⓜ	Ⓜ	15.61	13.65	Ⓜ	Ⓜ	Ⓜ	12.09
Pictet-Security P EUR	Ⓜ	Ⓜ	Ⓜ	10.92	13.74	Ⓜ	Ⓜ	Ⓜ	12.83
CPR Invest Gbl Dsrpt Opp A EUR Acc	Ⓜ	Ⓜ	Ⓜ		13.81	Ⓜ	Ⓜ	Ⓜ	15.50
RobecoSAM Gender Equality Impact C EUR	Ⓜ	Ⓜ	Ⓜ		13.99	Ⓜ	Ⓜ	Ⓜ	10.78
BNY Mellon Long-Term Gbl Eq EUR C Acc	Ⓜ	Ⓜ	Ⓜ	11.54	14.14	Ⓜ	Ⓜ	Ⓜ	11.65
Vontobel Global Equity N USD	Ⓜ	Ⓜ	Ⓜ	11.22	14.70	Ⓜ	Ⓜ	Ⓜ	10.44
Investec GSF Gbl Franchise I Acc USD	Ⓜ	Ⓜ	Ⓜ	11.52	14.79	Ⓜ	Ⓜ	Ⓜ	10.17
Capital Group New Pers (LUX) Z	Ⓜ	Ⓜ	Ⓜ	11.00	15.50	Ⓜ	Ⓜ	Ⓜ	11.81
Comgest Growth World GBP U Acc	Ⓜ	Ⓜ	Ⓜ	14.78	15.57	Ⓜ	Ⓜ	Ⓜ	10.17
CS (Lux) Security Equity B USD	Ⓜ	Ⓜ	Ⓜ	10.57	15.93	Ⓜ	Ⓜ	Ⓜ	14.38
Nordea 1 - Global Stars Equity BI EUR	Ⓜ	Ⓜ	Ⓜ		16.21	Ⓜ	Ⓜ	Ⓜ	11.30
DPAM INVEST B Equities World Sust A Dis	Ⓜ	Ⓜ	Ⓜ	9.9316.27	10.97	Ⓜ	Ⓜ	Ⓜ	
DPAM INVEST B Eqs NewGems Sust W Cap	Ⓜ	Ⓜ	Ⓜ	12.29	16.58	Ⓜ	Ⓜ	Ⓜ	12.69
LO Funds Generation Global USD NA	Ⓜ	Ⓜ	Ⓜ	13.95	16.82	Ⓜ	Ⓜ	Ⓜ	12.13
Seilern World Growth CHF H R	Ⓜ	Ⓜ	Ⓜ	13.37	16.83	Ⓜ	Ⓜ	Ⓜ	13.01
Fiera Capital Global Equity B Acc	Ⓜ	Ⓜ	Ⓜ	11.39	16.83	Ⓜ	Ⓜ	Ⓜ	11.21
Fundsmith Equity I Acc	Ⓜ	Ⓜ	Ⓜ	19.19	16.85	Ⓜ	Ⓜ	Ⓜ	11.91
Wellington Gbl Quality Gr S USD Acc Uh	Ⓜ	Ⓜ	Ⓜ	13.90	18.40	Ⓜ	Ⓜ	Ⓜ	11.44
Brown Advisory Global Leaders C USD Acc	Ⓜ	Ⓜ	Ⓜ		18.92	Ⓜ	Ⓜ	Ⓜ	11.80
Threadneedle (Lux) Global Focus AU	Ⓜ	Ⓜ	Ⓜ	12.61	19.00	Ⓜ	Ⓜ	Ⓜ	11.74
Artisan Global Equity I USD Acc	Ⓜ	Ⓜ	Ⓜ	11.39	19.27	Ⓜ	Ⓜ	Ⓜ	10.59
Robeco Global Consumer Trends Eqs D €	Ⓜ	Ⓜ	Ⓜ	13.85	19.84	Ⓜ	Ⓜ	Ⓜ	12.99
MS INVF Global Quality Z	Ⓜ	Ⓜ	Ⓜ	84.74	51.96	Ⓜ	Ⓜ	Ⓜ	10.37
MS INVF Global Brands A	Ⓜ	Ⓜ	Ⓜ	88.11	53.94	Ⓜ	Ⓜ	Ⓜ	10.37
MS INVF Global Opportunity A	Ⓜ	Ⓜ	Ⓜ	134.32	80.30	Ⓜ	Ⓜ	Ⓜ	14.16
Global Equity Mid/Small Cap									
Hermes Global Small Cap Equity F USD Acc	Ⓜ	Ⓜ	Ⓜ		9.48	Ⓜ	Ⓜ	Ⓜ	12.96
BNP Paribas Climate Impact I C	Ⓜ	Ⓜ	Ⓜ	11.46	11.56	Ⓜ	Ⓜ	Ⓜ	12.96
Nordea 1 - Global Climate & Envir BI EUR	Ⓜ	Ⓜ	Ⓜ	12.57	12.72	Ⓜ	Ⓜ	Ⓜ	12.80
AS SICAV I Wld Smllr Coms A Acc USD	Ⓜ	Ⓜ	Ⓜ	9.28	13.72	Ⓜ	Ⓜ	Ⓜ	11.70
Wellington Global Impact S USD Acc	Ⓜ	Ⓜ	Ⓜ		14.00	Ⓜ	Ⓜ	Ⓜ	10.52
Threadneedle (Lux) Gbl Smllr Coms IE	Ⓜ	Ⓜ	Ⓜ	13.93	17.79	Ⓜ	Ⓜ	Ⓜ	13.74
Greater China Equity									
Fidelity China Focus A-Acc-EUR	Ⓜ	Ⓜ	Ⓜ	7.33	6.99	Ⓜ	Ⓜ	Ⓜ	18.33
Threadneedle China Opps Ins Acc GBP	Ⓜ	Ⓜ	Ⓜ	9.98	10.12	Ⓜ	Ⓜ	Ⓜ	18.93
Invesco Greater China Equity A USD Acc	Ⓜ	Ⓜ	Ⓜ	7.93	11.65	Ⓜ	Ⓜ	Ⓜ	15.36
First State Greater China Gr B Acc GBP									
Fidelity China Consumer Y-Acc-USD	Ⓜ	Ⓜ	Ⓜ	8.09	12.71	Ⓜ	Ⓜ	Ⓜ	17.40
First State Hong Kong Growth I USD Acc	Ⓜ	Ⓜ	Ⓜ	8.92	12.73	Ⓜ	Ⓜ	Ⓜ	14.73
Invesco China Focus Equity C USD Acc	Ⓜ	Ⓜ	Ⓜ	10.15	14.21	Ⓜ	Ⓜ	Ⓜ	16.24
First State China Growth I USD Acc	Ⓜ	Ⓜ	Ⓜ	8.39	14.74	Ⓜ	Ⓜ	Ⓜ	17.85
AS SICAVI China A Share Eq I Acc USD	Ⓜ	Ⓜ	Ⓜ		20.02	Ⓜ	Ⓜ	Ⓜ	16.30
UBS (Lux) EF China Oppo(USD) Q USD acc	Ⓜ	Ⓜ	Ⓜ	18.51	23.18	Ⓜ	Ⓜ	Ⓜ	18.01
Healthcare Sector Equity									
Pictet-Biotech R EUR	Ⓜ	Ⓜ	Ⓜ	2.29	6.86	Ⓜ	Ⓜ	Ⓜ	21.31
Pictet-Health R EUR	Ⓜ	Ⓜ	Ⓜ	3.82	8.74	Ⓜ	Ⓜ	Ⓜ	13.24
Candriam Eqs L Biotech C USD Cap	Ⓜ	Ⓜ	Ⓜ	4.60	11.47	Ⓜ	Ⓜ	Ⓜ	20.98
Polar Capital Biotech S Inc	Ⓜ	Ⓜ	Ⓜ	10.26	13.60	Ⓜ	Ⓜ	Ⓜ	20.45
JPM Global Healthcare A (acc) USD	Ⓜ	Ⓜ	Ⓜ	5.80	13.88	Ⓜ	Ⓜ	Ⓜ	13.11
Fidelity Global Health Care Y-Dis-EUR	Ⓜ	Ⓜ	Ⓜ	9.35	14.58	Ⓜ	Ⓜ	Ⓜ	10.83
AB International HC A Acc	Ⓜ	Ⓜ	Ⓜ	8.99	14.71	Ⓜ	Ⓜ	Ⓜ	11.55
BGF World Healthcare A2	Ⓜ	Ⓜ	Ⓜ	8.94	15.34	Ⓜ	Ⓜ	Ⓜ	11.80
Variopartner MIV Global Medtech PI CHF	Ⓜ	Ⓜ	Ⓜ	15.01	17.09	Ⓜ	Ⓜ	Ⓜ	14.01
India Equity									
DWS India	Ⓜ	Ⓜ	Ⓜ	4.55	7.77	Ⓜ	Ⓜ	Ⓜ	14.50
First State Indian Subcontnt I USD Acc	Ⓜ	Ⓜ	Ⓜ	5.35	8.12	Ⓜ	Ⓜ	Ⓜ	14.07
Fidelity India Focus Y-EUR	Ⓜ	Ⓜ	Ⓜ	6.20	9.79	Ⓜ	Ⓜ	Ⓜ	15.47
Nomura Fds India Equity Z USD	Ⓜ	Ⓜ	Ⓜ	9.86	11.72	Ⓜ	Ⓜ	Ⓜ	16.13
Schroder ISF Indian Opports C Acc USD	Ⓜ	Ⓜ	Ⓜ	6.89	13.49	Ⓜ	Ⓜ	Ⓜ	15.83
Industrials Sector Equity									
DWS Smart Industrial Technologies LD	Ⓜ	Ⓜ	Ⓜ	8.89	8.73	Ⓜ	Ⓜ	Ⓜ	15.84
Infrastructure Sector Equity									
First State Gbl Listed Infra I USD Inc	Ⓜ								



ANALISI RANKING

I FONDI CON MARCHIO FUNDSPEOPLE 2020

DATI AL 18 FEBBRAIO 2020

FONDO	MARCHIO	RENDIMENTO ANNUALIZZATO		VOLAT. 3 ANNI	FONDO	MARCHIO	RENDIMENTO ANNUALIZZATO		VOLAT. 3 ANNI
		5 ANNI	3 ANNI				5 ANNI	3 ANNI	
BGF US Flexible Equity D2	A B C	11.53	12.06		JPM Global Macro Opps A (acc) EUR	A B C	3.33	6.13	9.64
Wellington US Research Eq D \$ Acc	A B C	9.65	12.10	12.43	H2O Adagio EUR-I C	A B C	5.17	7.04	7.59
Euronext Equity USA Z Acc	A B C		12.62	13.20	Priviledge H2O Hi Con Bds I EUR UH A	A B C		21.41	9.98
Fidelity FAST US I-ACC-USD	A B C	10.68	12.84	11.31	H2O Multibonds REUR C	A B C	23.12	31.84	16.69
Neuberger Berman US MltCp Opps USD1 IAacc	A B C	11.22	13.10	12.11	H2O Allegro EUR-I C	A B C	22.95	34.51	19.93
Amundi MSCI North America IE-C	A B C	12.00	13.14	12.54					
JPM US Select Equity Plus A (acc) USD	A B C	10.08	13.15	13.09					
Amundi Fds US Pioneer Fund E2EUR C	A B C	11.24	13.16	10.92	Long/Short Credit				
JPM US Select Equity D (acc) USD	A B C	9.80	13.18	12.86	Threadneedle (Lux) Credit Opps IE	A B C	0.70	0.17	6.58
BNP Paribas US Mul-Ftr Eq Cl Acc	A B C	12.11	13.45	12.07	Arca Bond Flessibile P	A B C	-0.13	0.25	7.61
AXA Rosenberg US Enh Idx Eq Alp A \$ Acc	A B C	10.40	13.49	12.43	BSF Fixed Income Strategies D2 EUR	A B C	0.86	0.67	6.96
DPAM Capital B Eqs US Idx F EUR Cap	A B C	12.32	13.56	11.80	Pictet Absolute Ret Fxd Inc HP EUR	A B C	0.41	0.83	6.36
Pictet-USA Index P USD	A B C	11.07	13.89	12.10	Candriam Bds Crdt Opps I EUR Cap	A B C	1.94	1.15	6.58
T. Rowe Price US Eq I USD	A B C	11.81	13.98	10.99	Euronext Bond Flexible R EUR Acc	A B C	0.26	1.17	7.46
Vanguard US 500 Stock Index Ins USD Acc	A B C	11.42	14.21	12.12	Euronext Opportunità Obblig Flessibile RD	A B C	0.54	1.35	7.43
AB Select US Equity S1 USD Acc	A B C	10.78	14.23	11.57	Muzinih LongShortCreditYld HEUR Acc E	A B C	1.45	1.51	6.38
CSIF (Lux) Equity US Blue DB USD	A B C	11.26	14.35	12.14	M&G (Lux) Absolute Return Bond Cl EURAcc	A B C		2.47	6.73
iShares US Index (IE) Flex Acc USD	A B C	11.97	14.62	12.59	Janus Henderson Abs Ret Inc I USD Acc	A B C		2.76	0.78
StocksPLUS™ Instl USD Acc	A B C	11.93	14.83	12.44	L&G Absolute Return Bond Plus Z USD Acc	A B C	3.05	3.65	2.02
JPM US Equity All Cap C (acc) USD	A B C	11.30	15.06	12.89	DCI Market Netrl Crdt UCITS A Fndr USD	A B C	3.52	3.66	1.91
Artemis US Equity I Acc GBP	A B C	16.86	15.72	12.20	Hermes Absolute Ret Crdt F USD Acc	A B C		3.95	1.59
DPAM Equities L US SRI MSCI Index F	A B C		16.31	11.91	PIMCO GIS Credit Opps Bd Instl Acc	A B C	3.60	4.48	2.16
Investec GSF American Fran A Inc USD	A B C	13.05	17.22	10.43	Legg Mason WA Mcr OppBd A USD Acc	A B C	5.79	7.36	6.74
Franklin US Opportunities A(acc)USD	A B C	12.18	18.67	14.05	Allianz Credit Opportunities AT EUR	A B C			
Wells Fargo (Lux) WF USAIICpGr I USD Acc	A B C	14.71	22.76	14.77	DNCA Invest Alpha Bonds I EUR	A B C			
PI Inv US Equity X	A B C								
US Equity Large Cap Growth					Long/Short Equity				
Artemis US Extended Alpha I Acc GBP	A B C	18.21	14.42	11.15	Controlfida Delta Defensive UCITS A	A B C	0.89	0.52	6.55
JPM America Equity A (dist) USD	A B C	11.22	14.61	11.94	Lazard European Alt C Acc EUR	A B C		1.40	2.89
Vontobel US Equity I USD	A B C	13.95	16.65	11.19	Pictet TR - Corto Europe I EUR	A B C	2.27	1.48	3.13
Amundi Fds Pirr US EqFdm Gr A USD C	A B C	11.97	16.91	10.76	Pictet TR - Atlas I EUR	A B C		1.85	6.66
Artemis US Select I Acc GBP	A B C	18.18	17.39	12.80	Man GLG Eurp Mid-Cap Eq Alt IN H \$ Acc	A B C		3.06	6.07
AB American Gr Pfc C Acc	A B C	14.05	19.23	12.05	Man GLG Innovation Eq Alt IN USD Acc	A B C		5.31	2.64
Artemis Fds (Lux) US Set B USD Acc	A B C	14.35	19.44	12.34	OAKS Emerging and Frontier Opp J USD Acc	A B C		6.07	8.11
AB Concentr US Eq S1 USD Acc	A B C	14.96	20.12	12.73	Jupiter Europa D USD B Acc HSC	A B C	5.06	6.18	8.57
MFS Meridian US Concentrated Gr A1 USD	A B C	13.69	20.65	12.16	Eleva UCITS Eleva Abs Ret Eurp S EUR acc	A B C		7.11	3.98
Seilern America USD UR	A B C	16.77	21.01	12.14	JPM US Hedged Equity C (acc) USD	A B C		7.78	6.22
Edgewood L Sel US Select Growth A USD	A B C	16.20	21.02	12.92	Threadneedle (Lux) Pan Eurp Abs Alp XGH	A B C		9.63	9.52
Brown Advisory US Equity Growth \$ P Acc	A B C	13.82	22.25	13.41	Pictet TR - Mandarin P USD	A B C		7.35	10.61
Wells Fargo (Lux) WF USLrgCpGr EUR Acc	A B C	17.26	24.11	13.64	Polar Capital UK Absolute Eq S GBP	A B C	16.90	14.50	17.56
MS INVF US Advantage A	A B C	108.90	71.49	14.79					
MS INVF US Growth A	A B C	125.62	84.89	18.25	Market Neutral				
US Equity Large Cap Value					Merian Global Equity Abs Ret I USD Acc	A B C	0.75	-2.08	5.12
Fidelity America A-Acc-EUR	A B C	5.25	2.68	12.13	Exane Funds 2 Exane Pleiade A EUR Acc	A B C	1.22	0.23	6.43
JPM US Value D (acc) USD	A B C	5.69	7.21	12.20	Amundi Fds Abs Ret Eurp Eq I EUR C	A B C	1.51	0.60	6.48
Heptagon Yachtman US Equity C USD Acc	A B C	7.89	10.44	7.72	Exane Funds 1 Exane Ceres Fund A	A B C	2.36	1.14	6.50
Threadneedle US Eq Inc Ins X Inc GBP	A B C	14.20	10.51	11.13	Consultinvest Market Neutral C	A B C		1.46	8.31
DPAM Capital B Eqs US Div F EUR Cap	A B C	11.41	10.98	12.01	BMO Real Estate Eq Mkt Netrl B Acc EUR	A B C	2.71	3.00	6.19
AXA Rosenberg US Equity Alpha A USD Acc	A B C	9.33	12.01	13.07	BSF European Absolute Return D2 EUR	A B C	2.43	3.41	6.98
Doubleline Shiller Enh CAPE* I USD Acc	A B C	14.08	14.50	12.65	Pictet TR - Agora I EUR	A B C	4.27	3.81	6.52
					Man GLG Alpha Select Alt ILH EUR Acc	A B C	5.36	7.91	7.47
US Equity Mid Cap					Multialternative				
Robeco BP US Select Opports Eqs I \$	A B C	7.68	6.98	13.63	Invesco Global Targeted Ret A EUR Acc	A B C	-0.47	-0.98	7.16
BL-American Smaller Companies B USD	A B C		14.60	11.83	Euronext Absolute Prudent R Acc	A B C	-0.07	-0.19	6.25
US Equity Small Cap					Fonditalia Dynamic Allocation Mlt-Asst R	A B C	-0.44	0.08	7.37
Artemis US Smaller Companies I Acc GBP	A B C	18.43	15.10	15.75	Aviva Investors MltStrat TrgtRet I € Acc	A B C	0.33	0.46	8.71
T. Rowe Price US Smrl Cm Eq Q USD	A B C	12.21	15.79	13.43	Pharus SICAV Avantgarde C EUR Acc	A B C		0.67	6.07
Brown Advisory US SmrlComs Dollar B Acc	A B C	13.47	16.03	14.87	Pictet TR - Div Alpha I EUR	A B C	1.59	0.95	6.91
Convertibles					Amundi Fds Abs Ret MS M2 EUR C	A B C	1.27	1.14	6.92
Salar C1 GBP Distr Inc	A B C	1.92	1.26	3.69	LFIS Vision UCITS Premia IS EUR	A B C	3.11	1.33	6.43
Jupiter Global Convert I EUR Acc	A B C	2.47	1.67	4.25	Planetarium Anthilia White C EUR	A B C	1.58	1.69	6.41
UBS (Lux) BFConvert Eurp EUR Q EUR Inc	A B C	2.68	2.32	4.01	Alpa Hedge A	A B C	1.71	1.76	6.83
Dynasty Global Convertibles B EUR	A B C		2.52	3.68	Franklin K2 Alt Strats N(acc)USD	A B C	1.32	1.79	3.29
FVS Global Convertible Bond EUR IT	A B C	3.45	2.80	3.79	Helium Fund Selection A-EUR	A B C	4.47	2.04	7.48
BNP Paribas Europe Sm Cp Cnvtl C	A B C	3.08	2.94	3.45	UBAM Multifunds Alternative UC USD	A B C	0.98	2.22	2.43
JPM Global Convert (EUR) A (dist) USD	A B C	0.40	3.26	6.46	Amundi Fds Multi-Strat Gr M2 EUR C	A B C	2.78	2.44	7.69
Unilustration Convertibles Prot EUR A	A B C	2.44	3.33	4.00	GAM Systematic Alt Rsk Pre Instl USD Acc	A B C	2.20	2.73	3.00
NN (L) Glb Convert Opps I Cap EUR H i	A B C	2.99	3.35	5.49	NN (L) Alternative Beta I Cap USD	A B C	2.55	3.62	4.50
Groupama Convertibles ID	A B C	2.71	3.43	3.12	BNY Mellon Glbl RI Ret (EUR) A Acc	A B C	1.98	3.76	7.08
Macquarie Global Convertible I EUR acc	A B C	3.36	3.54	4.10	DWS Concept Kaldemorgen EUR SC	A B C	4.45	4.44	6.45
Tyndaris Global Convertible Si EUR H Acc	A B C		3.72	5.19	HSBC GIF Multi-Asset Style Factors IC	A B C		4.59	7.43
G Fund European Convertible Bd IC EUR	A B C	3.93	3.82	4.50	LFIS Vision UCITS Pers Str IS Acc	A B C		5.21	7.48
Schroder ISF Glb Convert Bd A Acc USD	A B C	3.67	4.64	5.41	BNY Mellon Glbl RI Ret (USD) W Acc	A B C	4.11	6.46	3.90
UBS (Lux) BS Convnt Glbl € Q-acc	A B C	4.99	5.20	5.81	Schroder GAIA Two Sigma Dvrs I Acc USD	A B C		8.52	5.05
CS (Lux) AgaNola Glb Convert Bd FB USD	A B C	5.19	6.13	4.51					
CQS Global Convertible UCITS C \$Hdg Acc	A B C		6.59	4.45					
Shenkan Glb Convert Bd A \$ Acc	A B C		7.91	5.87					
Commodities Broad Basket					Aggressive Allocation				
Raiffeisen-Active-Commodities RVT	A B C	-3.92	-2.08	12.71	BG Selection JPM Best Ideas AX	A B C	2.07	3.34	8.40
LO Funds Cmty Risk Premia USD NA	A B C	-1.92	-0.39	9.50	First Eagle Amundi International AU-C	A B C	3.89	4.10	8.65
Alternative Miscellaneous					UBS (Lux) SF Growth (CHF) Q-acc	A B C	4.14	5.63	7.49
Lyxor/Tiedemann Arbitrage Strat I EUR	A B C	2.21	2.61	6.80	Lazard Patrimoine Croissance C	A B C	5.69	6.46	7.98
GS Alternative Trend I Acc USD	A B C	0.79	4.50	7.86	Euronext Manager Selection MS 70	A B C	5.76	6.63	8.75
Luminy Ramius Merger Arb USD D Acc	A B C		5.27	2.89	BL-Global 75 B EUR	A B C	5.35	7.25	5.88
Lyxor Epsilon Global Trend I	A B C	3.94	5.41	11.75	FvS - Multi Asset - Growth IT	A B C	6.39	7.33	7.40
Fort Global UCITS Contrarian B EUR Acc	A B C	4.13	5.85	9.24	UniRak Nachhaltig A	A B C	6.16	7.70	7.44
Alma Platinum Quantica Mgd Futs I3C-E	A B C		9.73	14.03	BSF Managed Index Port Growth D5 EUR	A B C		8.21	8.46
					JSS Thematic Eq Glb Real Ret P EUR acc	A B C	5.88	8.83	7.25
Cautious Allocation					Mediolanum BB MS Glbl Sel L A	A B C	6.95	9.52	9.92
Sopramo Inflazione Più A	A B C	2.02	2.19	7.71	MFS Meridian Prudent Wealth II USD	A B C	7.34	10.33	5.14
					Euronext Progetto Italia 70 PIR	A B C			
Currency					Pramerica Sicav Obiettivo Equilibrio I	A B C			
Neuberger Berman Divers Coy USD I Acc	A B C	1.30	1.47	1.24					
Global Macro					Allocation Miscellaneous				
Lemanik SICAV Global Strategy R Retl EUR	A B C	-1.12	-2.65	10.12	Capital Group EM Tl Opps (LUX) Z	A B C	3.46	5.57	8.10
Nordea 1 - Alpha 10 MA BI EUR	A B C	5.12	2.99	8.31	JPM Total Emerging Mkts Inc A (acc) EUR	A B C	3.72	5.89	9.65
					GS US REtEst Bal I Acc USD	A B C	7.36	8.66	5.26
					ASI Progetto Azione Cambiamento Clmt E	A B C			
					ASI Progetto Azione Cmbmt Clmtc II E	A B C			



I FONDI CON MARCHIO FUNDSPEOPLE 2020

DATI AL 18 FEBBRAIO 2020

FONDO	MARCHIO	RENDIMENTO ANNUALIZZATO		VOLAT. 3 ANNI	FONDO	MARCHIO	RENDIMENTO ANNUALIZZATO		VOLAT. 3 ANNI
		5 ANNI	3 ANNI				5 ANNI	3 ANNI	
ASI Progetto Azione Megatrend E EUR ND	ⓐ ⓑ ⓓ				Mediolanum BB US Coupon Strgy Collect LA	ⓐ ⓑ ⓓ			5,38
ASI Progetto Azione Megatrend (II) E	ⓐ ⓑ ⓓ				Odey Opportunity I EUR Acc	ⓐ ⓑ ⓓ	3,05	3,51	5,11
ASI Progetto Azione Millennials E EUR	ⓐ ⓑ ⓓ				Eurizon Azioni Strategia Fiss Z EUR Acc	ⓐ ⓑ ⓓ	3,81	3,56	5,63
ASI Progetto Azione Sostnbl III E EUR ND	ⓐ ⓑ ⓓ				Invesco Balanced-Risk Select Z EUR Acc	ⓐ ⓑ ⓓ	3,15	3,72	5,90
ASI Progetto Sviluppo Globale E EUR NA	ⓐ ⓑ ⓓ				Uni-Global Cross Asset Navigator RAH-EUR	ⓐ ⓑ ⓓ	2,17	3,76	4,42
ASI Progetto Sviluppo Oriente E	ⓐ ⓑ ⓓ				Allianz Europe Income and Gr AM EUR	ⓐ ⓑ ⓓ		3,86	5,91
ASI Progetto Sviluppo Oriente (II) E	ⓐ ⓑ ⓓ				Epsilon Fund Enh Const Rk Contrib 1€ Acc	ⓐ ⓑ ⓓ	2,45	3,88	4,67
Cautious Allocation					EIS Tactical Global Risk Control I	ⓐ ⓑ ⓓ		3,98	6,76
Mediolanum Flessibile Sviluppo Italia L	ⓐ ⓑ ⓓ	0,94	1,07	5,07	DPAM L Patrimonial F	ⓐ ⓑ ⓓ	2,62	4,01	3,45
Amundi Fds Mlt Asst RI Ret G EUR C	ⓐ ⓑ ⓓ	0,52	1,09	2,90	Eurizon Dynamic Asset Allocation Z Acc	ⓐ ⓑ ⓓ	1,41	4,02	6,15
Fundquest Patrimoine P	ⓐ ⓑ ⓓ	0,73	1,09	3,62	Takehai Income Cross Assets P	ⓐ ⓑ ⓓ	2,82	4,09	2,42
Eurizon Conservative Allc R EUR Acc	ⓐ ⓑ ⓓ	0,57	1,12	4,17	Amundi Fds Gbl Perspectives I EUR C	ⓐ ⓑ ⓓ	1,56	4,14	6,21
M&G (Lux) Conservative Allc A EUR Acc	ⓐ ⓑ ⓓ		1,15	5,73	Kames Global Diversified Gr EUR B Acc	ⓐ ⓑ ⓓ		4,23	5,93
Pramerica Sicav Global Multiasset 15 A	ⓐ ⓑ ⓓ		1,16	3,12	Sidera Funds Equity Global Leaders B Acc	ⓐ ⓑ ⓓ		4,72	4,61
Eurizon Obiettivo Valore	ⓐ ⓑ ⓓ		1,20		EIS Flexible Plus 4 I	ⓐ ⓑ ⓓ		4,92	4,59
Amundi Best Selection Classic	ⓐ ⓑ ⓓ		1,41	2,93	LO Funds All Roads EUR NA	ⓐ ⓑ ⓓ	3,54	5,01	5,30
Eurizon Diversificato Etico	ⓐ ⓑ ⓓ	1,50	1,88	1,87	EuroMobilier Science 4 Life A	ⓐ ⓑ ⓓ	3,26	5,14	5,94
Anima Sforzesco Plus F	ⓐ ⓑ ⓓ		2,02	2,14	BNL Asset Dinamico	ⓐ ⓑ ⓓ	3,22	5,23	5,24
AXAWF Defensive Optimal Income F Cap EUR	ⓐ ⓑ ⓓ	2,15	2,23	2,77	Pramerica Sicav Global Dynamic Allc I	ⓐ ⓑ ⓓ	3,85	5,60	6,94
UBS (Lux) SS Income (EUR) Q-acc	ⓐ ⓑ ⓓ	1,59	2,25	2,71	BNP Paribas Target Risk Balanced CIR	ⓐ ⓑ ⓓ	3,86	5,64	5,34
DNCA Invest Eurose A EUR	ⓐ ⓑ ⓓ	1,56	2,25	4,36	AXAWF Global Optimal Income I Cap EUR	ⓐ ⓑ ⓓ	4,88	6,15	6,47
Schroder ISF Gbl MA Bal A Acc EUR	ⓐ ⓑ ⓓ	0,47	2,26	4,26	Amundi Fds Pioneer Flex Opps E2 EUR C	ⓐ ⓑ ⓓ		6,84	10,62
Pictet-Multi Asset Global Opps I EUR	ⓐ ⓑ ⓓ	2,49	2,36	3,37	Raffaisen-Nachhaltigkeit-Mix VT	ⓐ ⓑ ⓓ	5,16	6,90	6,15
Amundi Fds Gbl MA Trg Inc E2 EUR C	ⓐ ⓑ ⓓ		2,39	3,95	BlackRock ISF Market Advltyg Strat B € Acc	ⓐ ⓑ ⓓ	5,22	7,29	6,25
Pramerica Sicav Social 4 Future A	ⓐ ⓑ ⓓ		2,43	3,17	BL-Global Multiple Opportunities II IT	ⓐ ⓑ ⓓ	6,67	7,75	6,60
New Millennium Balanced World Cnsvr I	ⓐ ⓑ ⓓ	1,49	2,45	2,59	BL-Global Flexible USD B	ⓐ ⓑ ⓓ	6,48	9,94	6,68
M&G (Lux) Optimal Income C EUR Acc	ⓐ ⓑ ⓓ	2,68	2,51	3,09	AZ Fd 1 Global Infrs A-AZ Fd Acc	ⓐ ⓑ ⓓ			
Eurizon Manager Selection MS 10	ⓐ ⓑ ⓓ	1,94	2,56	2,78	AZ Fd 1 Italian Excellence 7.0 A-AZ Fd	ⓐ ⓑ ⓓ			
Candriam SRI Defesv Ast Allc I EUR Acc	ⓐ ⓑ ⓓ		2,57	2,57	EIS Flexible Equity Strategy 2 I	ⓐ ⓑ ⓓ			
Dachfonds Südtirol I T	ⓐ ⓑ ⓓ	2,22	2,57	3,03	EIS Flexible Equity Strategy 3 I	ⓐ ⓑ ⓓ			
Amundi Rendement Plus M C	ⓐ ⓑ ⓓ	1,65	2,65	3,04	EIS Flexible Plus 6 I	ⓐ ⓑ ⓓ			
Nordea 1 - Balanced Income BI EUR	ⓐ ⓑ ⓓ	1,53	2,75	2,79	EIS Flexible Plus 7 I	ⓐ ⓑ ⓓ			
Raffaisen-Portfolio-Solide VT	ⓐ ⓑ ⓓ		2,76	3,16	Moderate Allocation				
SWC (LU) PF Resp Select (CHF) AA	ⓐ ⓑ ⓓ	1,82	2,78	3,13	Ruffer Total Return Intl C EUR Cap	ⓐ ⓑ ⓓ	1,38	-1,31	4,82
Nextam Partners Obbligazionario Misto	ⓐ ⓑ ⓓ	2,34	2,79	3,28	Carmignac Patrimoine A EUR Acc	ⓐ ⓑ ⓓ	0,22	0,20	5,16
BancoPosta Selezione Attiva	ⓐ ⓑ ⓓ		2,80	2,88	CPRI Invest Reactive A Acc	ⓐ ⓑ ⓓ	0,27	0,64	4,89
Eurizon Manager Selection MS 20	ⓐ ⓑ ⓓ	2,46	2,91	3,54	Nordea 1 - Stable Return BP EUR	ⓐ ⓑ ⓓ	1,87	1,30	4,16
CS (Lux) Portfolio Reddito EUR A	ⓐ ⓑ ⓓ	1,87	2,94	3,06	Pramerica Sicav Obiettivo Controllo A	ⓐ ⓑ ⓓ		1,92	4,06
Ellipsis European Credit Allocation SEUR	ⓐ ⓑ ⓓ	2,54	2,96	2,49	AZ Fd 1 Equity Options A-AZ Fd Acc	ⓐ ⓑ ⓓ		1,98	3,80
Natixis Conservative Risk Prty I/A EUR	ⓐ ⓑ ⓓ	1,95	3,02	2,72	Generali Global Multi Asset Inc BX Acc	ⓐ ⓑ ⓓ		2,08	4,88
Arca Obbligazioni Europa	ⓐ ⓑ ⓓ	2,44	3,05	3,27	BancoPosta Mix 3 A	ⓐ ⓑ ⓓ		2,29	4,98
Raffaisenfonds-Sicherheit VT	ⓐ ⓑ ⓓ	2,05	3,22	2,75	AZ Fd 1 AZ Allc Bal FoF A-AZ Fd Acc	ⓐ ⓑ ⓓ	3,67	2,53	6,78
EDRF Income Europe la EUR	ⓐ ⓑ ⓓ	3,44	3,23	3,56	JPM Global Income D (div) EUR	ⓐ ⓑ ⓓ	2,22	2,78	4,30
JPM Global Income Cnsvr C (acc) EUR	ⓐ ⓑ ⓓ		3,36	2,83	Core Series - Core MA Inc E EUR ND	ⓐ ⓑ ⓓ		2,86	4,00
DGC Horizonte P EUR	ⓐ ⓑ ⓓ	3,05	3,41	3,94	First Eagle Amundi Income Builder AE-QD	ⓐ ⓑ ⓓ	4,29	3,14	5,94
Allianz Dyn MltAst Stgy SRI15 IT EUR	ⓐ ⓑ ⓓ	2,82	3,67	3,51	Anima Visconteo Plus F	ⓐ ⓑ ⓓ		3,43	4,82
Amundi Fds Global MA Cnsvr M2 EUR C	ⓐ ⓑ ⓓ	2,99	3,76	2,81	AS SICAV1 Dvrs Gr I Acc EUR	ⓐ ⓑ ⓓ		3,47	4,29
FVS - Multi Asset - Defensive IT	ⓐ ⓑ ⓓ	3,89	3,77	3,95	BGF Global Multi-Asset Inc D2 EUR H	ⓐ ⓑ ⓓ	2,76	3,48	4,01
Lazard Patrimoine PC EUR	ⓐ ⓑ ⓓ	3,00	3,83	4,77	Amundi Fds RIAssts Trgt Inc AZ\$ QTI D	ⓐ ⓑ ⓓ	1,70	3,62	6,04
Amundi Risparmio Italia A	ⓐ ⓑ ⓓ		3,85	4,40	Mediolanum Ch Provident 2	ⓐ ⓑ ⓓ	3,23	3,65	5,39
Etica Rendita Bilanciata I	ⓐ ⓑ ⓓ		3,87	3,21	Pramerica Sicav Global Stars A	ⓐ ⓑ ⓓ		3,91	4,75
BSF Managed Index Port Defesv D5 EUR	ⓐ ⓑ ⓓ		3,87	2,94	Fidelity European MultiAsset Inc A Acc €	ⓐ ⓑ ⓓ	2,25	3,99	7,42
PBFI Access Capital Presv (EUR) C (acc)	ⓐ ⓑ ⓓ	2,61	3,96	3,13	SWC (LU) PF Resp Balance (CHF) AT	ⓐ ⓑ ⓓ	2,90	4,16	5,29
Amundi Fds Mlt Asst Sust Fut M EUR C	ⓐ ⓑ ⓓ	3,50	4,04	3,32	Threadneedle (Lux) Gbl Mlt Ast Inc AU	ⓐ ⓑ ⓓ	4,07	4,21	6,41
Schroder ISF Gbl MA Inc A Acc USD	ⓐ ⓑ ⓓ	2,34	4,10	4,39	SWC (LU) PF Resp Balance (EUR) AT	ⓐ ⓑ ⓓ	3,46	4,23	4,89
Invesco Pan European Hi Inc C EUR Acc	ⓐ ⓑ ⓓ	3,73	4,12	3,99	Amundi SecondaPensione Sviluppo	ⓐ ⓑ ⓓ	3,56	4,34	4,54
DPAM L Global Target Income B	ⓐ ⓑ ⓓ	3,31	4,21	3,08	Amundi Fds Global Mlt-Asst E2 EUR C	ⓐ ⓑ ⓓ	3,07	4,36	4,76
BSF European Select Strategies D2 EUR	ⓐ ⓑ ⓓ		4,27	3,13	Core Series - Core Target Alloc 50	ⓐ ⓑ ⓓ		4,37	4,93
Investec GSF Gbl MltAst Inc I Acc USD	ⓐ ⓑ ⓓ	4,07	4,87	1,98	Eurizon Manager Selection MS 40	ⓐ ⓑ ⓓ	3,57	4,41	5,19
PBFI Access Capital Presv (USD) C (acc)	ⓐ ⓑ ⓓ	3,82	5,62	3,22	NEF Ethical Balanced Dynamic I Acc	ⓐ ⓑ ⓓ		4,51	4,02
UBAM Multifunds Allocation 30 IC USD	ⓐ ⓑ ⓓ		6,02	4,28	BlackRock Multi Asset Bal Sel D Acc EUR	ⓐ ⓑ ⓓ		4,73	5,10
Anima Crescita Italia F	ⓐ ⓑ ⓓ		6,93	4,96	Investment Strategici C	ⓐ ⓑ ⓓ		4,78	4,14
Amundi Fds Euro MA Trgt Inc E2 EUR QTI D	ⓐ ⓑ ⓓ				Allianz Dyn MltAst Stgy SRI50 AT EUR	ⓐ ⓑ ⓓ	3,78	4,88	7,35
Amundi Primo Investimento E	ⓐ ⓑ ⓓ				DPAM L Balanced Conservative Sust B	ⓐ ⓑ ⓓ	3,88	5,04	4,49
Anima Vespucci F	ⓐ ⓑ ⓓ				JSS GlobalSar Balanced CHF P CHF dist	ⓐ ⓑ ⓓ	3,75	5,10	5,01
Arca Economia Reale Bilan Italia 30 PIR	ⓐ ⓑ ⓓ				BL-Global 50 B EUR	ⓐ ⓑ ⓓ	3,77	5,14	4,41
BGF Global Conservative Income D2 EUR	ⓐ ⓑ ⓓ				M&G (Lux) Income Allocation A EUR Acc	ⓐ ⓑ ⓓ	3,58	5,19	5,72
BNPP Moderate - Focus Italia I	ⓐ ⓑ ⓓ				Etica Bilanciato R	ⓐ ⓑ ⓓ	4,54	5,21	6,32
Eurizon PIR Italia 30 PIR	ⓐ ⓑ ⓓ				Invesco Global Income C EUR Acc	ⓐ ⓑ ⓓ	4,76	5,22	5,42
Eurizon Progetto Italia 20 PIR	ⓐ ⓑ ⓓ				Fidelity Global Mlt Ast Inc A-Acc-EUR	ⓐ ⓑ ⓓ	5,85	5,23	4,13
Vontobel Multi Asset Defensive H CHFH	ⓐ ⓑ ⓓ				JSS GlobalSar Balanced EUR P EUR dist	ⓐ ⓑ ⓓ	4,14	5,31	4,93
Flexible Allocation					DPAM HORIZON B Balanced Conserv F	ⓐ ⓑ ⓓ	4,92	5,51	3,88
Sextant Grand Large A	ⓐ ⓑ ⓓ	4,67	0,57	2,72	FVS Multi Asset - Balanced IT	ⓐ ⓑ ⓓ	5,59	5,87	5,51
EIS Flexible Beta 5 I	ⓐ ⓑ ⓓ		0,95	2,68	Allianz Income and Growth AT H2 EUR	ⓐ ⓑ ⓓ	4,70	6,14	8,41
Invesco Balanced-Risk Allc A EUR Acc	ⓐ ⓑ ⓓ	2,01	1,63	5,45	BGF Global Allocation D2	ⓐ ⓑ ⓓ	5,88	6,32	6,42
Fonditalia Constant Return T	ⓐ ⓑ ⓓ		1,86	4,39	L&G Diversified EUR Z EUR Acc	ⓐ ⓑ ⓓ		6,37	5,54
M&G (Lux) Dynamic Allocation A EUR Acc	ⓐ ⓑ ⓓ	2,47	1,88	7,81	BSF Managed Index Port Mod D5 EUR	ⓐ ⓑ ⓓ		6,54	6,21
EIS Eurozone Asymmetric Strategy I	ⓐ ⓑ ⓓ		2,02	7,18	JPM Global Balanced C (acc) EUR	ⓐ ⓑ ⓓ	4,54	6,66	5,87
EIS Flexible Beta 6 I	ⓐ ⓑ ⓓ		2,10	3,52	BGF ESG Multi-Asset D2 EUR	ⓐ ⓑ ⓓ	4,19	6,72	5,97
EIS Flexible Plus 3 I	ⓐ ⓑ ⓓ		2,11	2,58	MFS Meridian Diversified Income II USD	ⓐ ⓑ ⓓ	5,43	7,10	4,84
EIS Multiasset Risk Overlay I	ⓐ ⓑ ⓓ		2,13	2,84	Kames Global Diversified Inc EUR C Acc	ⓐ ⓑ ⓓ		7,13	5,83
Mediolanum BB European Cpn StrgyCol LA	ⓐ ⓑ ⓓ		2,15	6,01	Priviledge DPAM Eurp RE M EUR Cap	ⓐ ⓑ ⓓ		8,49	6,74
MS INV F Global Bal Rsk Contr FOF A	ⓐ ⓑ ⓓ	2,59	2,45	4,54	Acatis Gané Value Event Fonds A	ⓐ ⓑ ⓓ	6,83	8,78	6,47
MS INV F Global Balanced Income Z	ⓐ ⓑ ⓓ	2,95	2,59	4,34	T. Rowe Price Gbl Alloc I USD	ⓐ ⓑ ⓓ		9,42	6,69
Epsilon Fund Q-Flexible I EUR Acc	ⓐ ⓑ ⓓ	1,95	2,66	7,03	Janus Henderson Balanced A USD Acc	ⓐ ⓑ ⓓ	7,70	11,12	7,04
JPM Global Multi Strategy Inc A (div)EUR	ⓐ ⓑ ⓓ	2,11	2,71	4,35	Man AHL TargetRisk I H EUR	ⓐ ⓑ ⓓ		11,86	7,59
SUMUS Strategic Large EUR Sub B Cap	ⓐ ⓑ ⓓ	2,30	2,75	4,34	Capital Group Global Allc (LUX) Z	ⓐ ⓑ ⓓ	35,01	26,76	7,09
Raffaisen-Income I VTA	ⓐ ⓑ ⓓ		2,76	3,54	Amundi Fds Pirr Inc Opps E2 EUR C	ⓐ ⓑ ⓓ			
MS INV F Global Balanced Z	ⓐ ⓑ ⓓ		2,80	4,19	Amundi Valore Italia PIR B	ⓐ ⓑ ⓓ			
Raffaisen-GlobalAll-StrategiesPlus I VT	ⓐ ⓑ ⓓ	2,36	2,89	3,82	Anima Magellano F	ⓐ ⓑ ⓓ			
Interfund System Evolution	ⓐ ⓑ ⓓ	2,48	2,91	2,96	Arca Economia Reale Bilan Italia 55 PIR	ⓐ ⓑ ⓓ			
Amundi Unicredit Prm Port MA E EUR ND	ⓐ ⓑ ⓓ	2,48	3,30	5,26	BNP Paribas Sust Mul Ast Bal Pr EUR Acc	ⓐ ⓑ ⓓ			
PIMCO GIS Dyn Mlt-Asst Instl EUR Acc	ⓐ ⓑ ⓓ		3,35	4,64	Eurizon Progetto Italia 40 PIR	ⓐ ⓑ ⓓ			
DPAM Asymmetric L Diversified F EUR Cap	ⓐ ⓑ ⓓ	2,17	3,40	3,83	Piano Bilanciato Italia 50 A	ⓐ ⓑ ⓓ			
					Pramerica MITO 50 P	ⓐ ⓑ ⓓ			